

1. Select a topic
2. Revise the function of each hat before starting your research
3. Place your notes under the relevant hats

**CHOSEN TOPIC:** \_\_\_\_\_



Remember the Six Thinking Hats?

### • • • | 6 Thinking Hats

- White hat – Facts & Information
- Red hat – Feelings & Emotions
- Black hat – Critical Judgement
- Yellow hat – Positive Judgement
- Green hat – Alternatives and Creativity
- Blue hat – The Big Picture

### • • • | Application




- Initial Ideas - Blue, White, Green, Blue
- Choosing between alternatives - Blue, White, (Green), Yellow, Black, Red, Blue
- Identifying solutions - Blue, White, Black, Green, Blue
- Solving Problems - Blue, White, Green, Red, Yellow, Black, Green, Blue
- Performance Review - Blue, Red, White, Yellow, Black, Green Red, Blue

	<p>Before you do any research, write in the space below how you currently feel about the topic. Write only one sentence and DO NOT give examples or justify your answer.</p>
	<p>Use the white hat to list the facts. It can be used to report on someone else's feelings BUT NOT your own. Use the white hat to separate fact from speculation and to identify areas that need further actions or research.</p> <p>Include a brief description or definition of your chosen topic and any other relevant factual information.</p>



Use the yellow hat to list the values of an idea, its benefits. Give reasons or examples to support the idea.

List the advantages and support each with an example and/ or a reason.

	<p>Use the black hat to point out difficulties and potential problems. Give reasons or examples to support the idea.</p> <p>List the disadvantages and support each with an example and/ or a reason.</p>
	<p>Use the green hat to think about alternatives and new ideas.</p> <p>Explain what can be done and why.</p>
	<p>Use the blue hat for summaries, overviews and conclusions.</p>