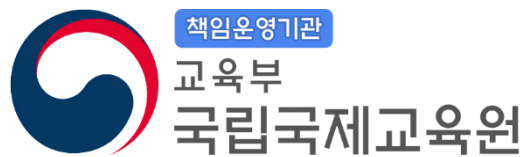


TOPIK(Test of Proficiency in Korean) IBT Guidelines for Test Takers

2025



[TOPIK Center]

Test Overview

Concept

- A Korean language proficiency test administered by the South Korean government.
- Designed to assess the Korean language skills of overseas Koreans and foreigners whose native language is not Korean.
- An internet-based test that allows Korean language learners worldwide to take the test conveniently.
- A government-administered language proficiency test with the same validity and grading system as the paper-based TOPIK (PBT).

Purpose

- Evaluate the Korean language proficiency of overseas Koreans and foreigners and provide direction for Korean language learning.
- Utilize the test results for admission to Korean universities, employment, and residency qualifications of overseas Koreans and foreigners.
- Provide standards for Korean language education and evaluation and contribute to expanding Korean language education.

Background

- 「Higher Education Act」

Article 34-7 (Selection of Foreign Students, etc.) ① The president of a university may use language proficiency as part of the admission process for overseas Koreans and foreign students.
② The Minister of Education may administer the TOPIK to evaluate the Korean language proficiency among the language abilities described in paragraph 1.
③ Matters related to the timing, method, measures against violation, and other necessary matters regarding the TOPIK under paragraph 2 shall be prescribed by the presidential decree.

- 「Enforcement Decree of the Higher Education Act」

Article 42-5 (Test of Proficiency in Korean) ① The Test of Proficiency in Korean under Article 34-7 (2) of the Act (hereinafter referred to as the “Test of Proficiency in Korean”) shall be administered domestically and abroad at least once a year.
② The Minister of Education shall formulate and publicly announce a plan for the implementation of the Test of Proficiency in Korean for the following year by the end of October each year.
③ The Test of Proficiency in Korean can be divided into listening, reading, writing, and speaking.
④ Measures against cheating in the Test of Proficiency in Korean are shown in Annex Table 1-2.
⑤ Those who wish to take the Test of Proficiency in Korean shall pay a fee determined and publicly notified by the Minister of Education.
⑥ In addition to the matters stipulated in paragraphs (1) through (5), details necessary for the implementation of the Test of Proficiency in Korean shall be determined and publicly notified by the Minister of Education.

- 「Regulations on Delegation and Entrustment of Administrative Authority」

Article 22 (Jurisdiction of the Ministry of Education) ⑦ The Minister of Education delegates the authority to conduct the TOPIK under Article 34-7(2) of the Higher Education Act to the Head of the National Institute for International Education (NIIED).

- 「Organization and Duties of the Ministry of Education and its Affiliated Agencies」

Article 35 (Duties) The National Institute for International Education (NIIED) is in charge of the following affairs:
6. Operation of the Test of Proficiency in Korean (TOPIK)

About TOPIK IBT

1. What is TOPIK IBT?

- Korean Language Proficiency Test administered by the South Korean government
- A standardized test that measures the Korean language skills of non-native Korean speakers
- A convenient and better accessible Internet-based test for global Korean learners
- An official language test that has the same validity and grading system as the TOPIK Paper-based test
- * TOPIK IBT (Test Of Proficiency In Korean Internet-Based Test)

2. Who can take the TOPIK IBT?

- Anyone can take the TOPIK IBT
 - Anyone who can provide ID card / Passport for identity verification

3. 2025 Annual Test Schedule (Hong Kong Region)

- TOPIK IBT

Date	Test Type	Registration Period	Result Release
22 February 2025	TOPIK I TOPIK II	12 December 2024 - 6 January 2025	14 March 2025
22 March 2025	TOPIK I TOPIK II	10 January 2025 - 3 February 2025	11 April 2025
14 June 2025 - to be cancelled in Hong Kong Test Center	TOPIK I TOPIK II	NA	NA
13 September 2025 - to be cancelled in Hong Kong Test Center	TOPIK I TOPIK II	NA	NA

25 October 2025	TOPIK I TOPIK II	Tentatively Late July - Late August 2025	14 November 2025
29 November 2025	TOPIK I TOPIK II	Tentatively Early September - Early October 2025	19 December 2025

4. Test Fees

○ Hong Kong

TOPIK I IBT	TOPIK II IBT
HKD 730	HKD 850

※ TOPIK IBT fees differ by country and region. Check a TOPIK IBT test center's website in your area.

5. Test Venues

○ Korea: 32 Authorized Test centers in 15 areas

○ Overseas: 20 Authorized Test Centers in 11 regions

- Asia Pacific: Taiwan, Mongolia, Vietnam, Singapore, Uzbekistan, Indonesia, Thailand, Philippines, Hong Kong, Guam, Hawaii
- Europe: Rumania, Lithuania, United Kingdom

※ Test available areas differ by each round of test. (Check www.topik.go.kr)

6. Registration

○ Korea

Registration is available at www.topik.go.kr during the registration period

- www.topik.go.kr > login > Register for TOPIK

※ Candidates are advised to sign up for www.topik.go.kr in advance to prepare registration for TOPIK IBT test.

○ Other Region – Hong Kong

Registration is available at

<https://www.hkeaa.edu.hk/en/IPE/TOPIK/TOPIK.html> during the registration period

7. Test Types and Duration

[TOPIK IBT]

A. Test Time

- TOPIK I: 70 minutes
- TOPIK II: 125 minutes
- ※ TOPIK IBT doesn't have break time in between each section.

B. Questions and Scores

Test Types	Section	Question Type	Number of Questions	Total Scores
TOPIK I (Level 1~2)	Listening (30 mins)	Multiple Choice	26	400
	Reading (40 mins)		26	
TOPIK II (Level 3~6)	Listening (35 mins)	Multiple Choice	30	600
	Reading (40 mins)		30	
	Writing (50 mins)	Writing	3	

C. Attainable Levels: 6 Levels (Level 1 – 6)

Test Type	TOPIK I IBT		TOPIK II IBT			
Levels	Level 1	Level 2	Level 3	Level 4	Level 5	Level 6
Scores	121-235	236-400	191-290	291-360	361-430	431-600

D. Question Types

- Multiple Choice(Radio Button): Choosing the appropriate answer out of four options
- Word Insertion: Choosing the most appropriate answer for the blank in the reading passage
- Sentence Insertion: Choosing the appropriate place for the given sentence in the reading passage
- Drag and Drop: Arranging the given sentences in order
- Sentence Completion(Short answer): Entering the appropriate answer in the blank to complete the sentence

○ Essay writing: Writing an essay on a given topic within the suggested word count range

8. Test Result

○ Test Result Release: Test-takers can check their test result and score reports within 4 to 5 weeks after the exam date.

○ Check your score

- Nonmember: www.topik.go.kr > Check Your Score > Select Test Session, Registration Number, and Birthdate

○ Validity period : 2 years after the release of test score

※ No score report will be given for absentees or test takers who violated test regulations or whose identity has not been verified.

○ How to verify test-taker's score report

- www.topik.go.kr > TOPIK Information > Verify Score Report Validity
> Input verification code, name of your institute, your name, and your contact for the result of verification

1. Preparing for TOPIK IBT

1. Learning Materials on www.topik.go.kr

① Video Lectures

- Video lectures in different languages are provided to visitors
- www.topik.go.kr > STUDY TOPIK > Video Lectures

② Today's TOPIK

- 5 sample questions per test and section are provided every day
- www.topik.go.kr > STUDY TOPIK > Today's TOPIK

③ TOPIK Speaking Practice Test

- 1 full set of TOPIK Speaking Practice Test is provided
- www.topik.go.kr > STUDY TOPIK > TOPIK Speaking
- Headset with a microphone is required

④ TOPIK Previous Tests

- 9 sets of previous TOPIK tests are provided for learners
- www.topik.go.kr > STUDY TOPIK > TOPIK Questions
- TOPIK IBT Previous Test will be publicized in the future

⑤ TOPIK Archive

- Listening files of TOPIK previous tests can be downloaded here
- www.topik.go.kr > STUDY TOPIK > TOPIK Archive

1. TOPIK IBT Sample Questions

1. Listening

A. Multiple Choice

[듣기]

대기시간
00:00:00듣기횟수
1회종료시간
00:00:02

[1 ~ 2] 다음을 듣고 가장 알맞은 그림 또는 그래프를 고르십시오.

1.

00:37 / 00:37



①



②



③



④



2. Reading

A. Word Insertion

[읽기]

[1 ~ 3] ()에 들어갈 말로 가장 알맞은 것을 고르십시오.

3.

지금처럼 물을 () 낭비하다가는 연젠가는 물이 부족해질 것이다.

① 낭비하든지

② 낭비하고자

③ 낭비하느라고

④ 낭비하다가는

B. Sentence Insertion

[읽기]

0 / 40

[32~34] 주어진 문장이 들어갈 곳으로 가장 알맞은 것을 고르십시오.

사막에서는 뿔굴뿔굴 굴러다니는 메마른 식물 문치를 흔히 볼 수 있다. (㉠) '회전초'라 불리는 것으로 죽은 것처럼 보이지만 실제로는 살아 있는 식물의 한 형태이다. (㉡) 식물은 보통 서식지에 물이 없어도 그대로 말라 죽기 마련이다. (㉢) 그러나 회전초는 물이 부족하면 온몸이 바깥 말라 뿌리에서 떨어져 바람을 타고 굴러다닌다. (㉣)

32.

제시문장

그러다가 비가 오거나 물이 있는 곳에 도달하면 다시 땅에 뿌리를 내리고 생명을 이어간다.

1

2

3

4

C. Drag and drop

[읽기]

11

[10~11] 다음 문장에 이어질 내용을 순서에 맞게 배열하십시오.

제시문

펭귄은 먹이를 구하기 위해 바다에 들어가야만 한다.

나 하지만 무서운 동물들이 있는 바다에 펭귄들은 쉽게 들어가지 못한다.

이 곳에 지시문을 순차적으로 올려주

이 곳에 지시문을 순차적으로 올려주

정답 (나) — () — ()

11.

지시문

가 나머지 펭귄들은 이 펭귄에게 용기를 얻어 그 뒤를 따르게 된다.

다 두려움에 망설이는 펭귄들 중 첫 번째로 바다에 뛰어드는 펭귄이 있다.

3. Writing

A. Sentence Completion

[쓰기]
0 / 3

1. 다음 글의 ㉠과 ㉡에 알맞은 말을 각각 쓰시오.



ㄱ

ㄴ

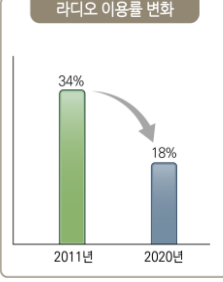
B. Essay Writing

[쓰기]

2. 다음은 '라디오 이용 현황'에 대한 자료이다. 이 내용을 200~300자의 글로 쓰시오. 단, 글의 제목은 쓰지 마시오.

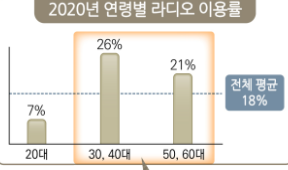
- 조사 기관 : 방송위원회
- 조사 대상 : 성인 오천 명

라디오 이용률 변화



연도	이용률 (%)
2011년	34%
2020년	18%

2020년 연령별 라디오 이용률



연령대	이용률 (%)
20대	7%
30, 40대	26%
50, 60대	21%
전체 평균	18%

라디오를 듣는 이유는?

(조사 대상: 30~60대)

순위	이유
1위	차 안에서 지루함을 덜 수 있음
2위	뉴스나 실시간 정보를 들을 수 있음

11

4. Speaking (is independent and different test from TOPIK IBT)

A. Answer a simple question

[말하기]

질문

준비


답변


00:00:0000:00:0000:00:18

0 / 6

1. 질문을 듣고 대답하십시오.
20초 동안 준비하십시오. '삐' 소리가 끝나면 30초 동안 말하십시오.

00:07 / 00:07





B. Play a role based on given image(s) and instruction(s)

[말하기]

질문

준비

답변

00:00:0000:00:0000:00:31

1 / 6

2. 그림을 보고 질문에 대답하십시오.
30초 동안 준비하십시오. '삐' 소리가 끝나면 40초 동안 말하십시오.

00:15 / 00:15





C. Create a story based on given image(s) and dialog

[말하기]

3. 그림을 보고 순서대로 이야기 하십시오.
40초 동안 준비하십시오. '뽀' 소리가 끝나면 60초 동안 말하십시오.

말문
00:00:00

준비
00:00:00

답변
00:00:51

2 / 6

00:10 / 00:10

(1)

→

(2)

→

(3)

→

(4)

D. Complete a story based on given image(s) and dialog

[말하기]

4. 대화를 듣고 이어서 말하십시오.
40초 동안 준비하십시오. '뽀' 소리가 끝나면 60초 동안 말하십시오.

말문
00:00:00

준비
00:00:00

답변
00:00:51

3 / 6

00:56 / 00:56

13

E. Analyze the given material(dialog, image(s) and chart(s))

[말하기]

5. 자료를 설명하고 의견을 제시하십시오.
70초 동안 준비하십시오. '삐' 소리가 끝나면 80초 동안 말하십시오.

4 / 6

00:42 / 00:42

00:00:00 00:00:00 00:01:09

늘려야 할 사회 복지 서비스 순위

순위	서비스	비율
1순위	취업 지원	33%
2순위	의료 지원	19%
3순위	소득 지원	16%

연령대별 1순위

연령대	1순위 서비스
10대~50대	취업 지원
60대 이상	의료 지원

자료: 통계청

F. Present opinions on a given topic

[말하기]

6. 다음을 듣고 의견을 제시하십시오.
70초 동안 준비하십시오. '삐' 소리가 끝나면 80초 동안 말하십시오.

5 / 6

00:42 / 00:42

00:00:00 00:00:00 00:01:04

On the Test Day

1. Your Proof of Registration

Proof of Registration containing your registration number will be distributed to candidates on the test day. The HKEAA will send you an email containing the test details, i.e. Exam time, Exam centre details, etc. approximately ONE week before the test.

2. Check Test Center Location and Test Start Time

You should refer to the email HKEAA sent to you for the finalized test centre details and test time.

3. Arrive at the Test Center

- The test center will be opened one hour before the start time. Candidates are advised to arrive at the test center **at least 45 minutes** before the test starts
- Candidates should present the registered identification documents for identity verification
- Staff reserves the right to deny the admission of candidates whose personal information or photo shown on ID mismatches that on our record.

4. Before Test

A. Enter the Test Room

- Enter the test room following the Centre Supervisor's instructions
 - Be seated according to the seat no. assigned by the center supervisor
 - No other items except the provided Proof of Registration, ID document, and locker key (if any) are allowed to be put on the desk
 - Your personal belongings, including your electronic devices, should be switched off and stored in the locker located outside the test room
 - ※ Candidates cannot use, carry, or wear any electronic devices in the test room including but not limited to mobile phones and smartwatches.
 - ※ Eating or drinking is strictly prohibited in the test room.

- ※ No stationery and tissues can be brought into the test room. Note-taking is NOT allowed during the test
- Preliminary ID Check
 - Provide your identification document to the Centre Supervisor/Invigilator for identity verification.
 - Test takers whose identity cannot be confirmed, including those without identification documents, will be asked to leave the test room immediately.

B. 40 minutes before the Test

- Closing of Test room entrance
 - The entrance of the test rooms will be **closed 40 minutes before the start time**. No latecomers will be admitted.
- ID Check (1st)
 - Provide your identification document to the Centre Supervisor/Invigilator for identity verification in test system.
 - Test takers whose identity cannot be confirmed, including those without identification documents, will be asked to leave the test room immediately.
 - Be seated according to the seat no. assigned by the center supervisor
- Test-taker login
 - Login: Enter your registration number, date of birth, and your signature using the mouse
 - Check and confirm your name, date of birth, and registration number on the screen
 - Check and adjust headphone volume. Test takers are responsible for checking headphones if it is working correctly before test. Seek help from the invigilator if needed.
 - Check and accept the test rules and security agreement.

C. 15 minutes before the test

- Click the <Start Test> button and wait according to the invigilator's instructions.

5. Starting the Test

The test will start automatically according to the scheduled test time.

6. During the Test

- ID Check (2nd) during Reading Test
 - Provide your identification document to the Centre Supervisor/Invigilator for identity verification during examination.

Test Rules

- TOPIK IBT does NOT have scheduled breaks in between sections.
- Test takers cannot leave the test room and use restrooms during the test.
- If a test taker must leave the test room for an unavoidable reason, you must be accompanied by an invigilator. A report will be filed for the temporary leave.
- The test will not be temporarily paused, and no additional time will be added if you leave the test room during the test.

7. End of Test

- Confirm the end of the test
 - Test takers should confirm whether the test has ended by submitting answers
 - Test takers are responsible for any negligence in failing to submit their test answers.
- Early termination of the test
 - No early termination is allowed in both TOPIK I and TOPIK II tests. When test takers complete the test earlier and request to leave the test site, you have to wait in a designated area until the official test end time. No Test results will be provided to early leavers.

8. After the Test

- Leave the test room
 - Test takers should wait for the instructions from the Centre Supervisor, who will confirm the test results have been submitted, before allowing you to leave.
 - Make sure to take away all your personal belongings stored in the locker and return the locker keys to the test centre staff before leaving the exam venue.