

表 7： 香港中學會考歷年報考情況及成績統計

Table 7: HKCEE Statistics of entries and results over the years

香港考评局於一九七八年開始舉辦香港中學會考(會考)。早年的統計一般以學校考生及全體考生(包括學校考生及自修生) 列出。由一九九六年開始，所有學校考生成績的統計只包括提供正規中學會考課程的日校，並同時提供首次報考日校考生的分析。

The Hong Kong Examinations and Assessment Authority started to conduct the Hong Kong Certificate of Education Examination (HKCEE) in 1978. In the earlier years, the examination statistics were generally published in terms of school candidates and all candidates (including both school and private candidates). With effect from 1996, all analyses of results of school candidates include only candidates from day schools offering a normal HKCEE curriculum (day school candidates). Statistics of day school first attempters are also provided.

表 7a 列出1978-2007年會考學校數目及報考人數(包括學校考生、自修生及全體考生)。

Table 7a shows the number of participating schools and candidate entries (school candidates, private candidates and all candidates) in the HKCEE from 1978 to 2007.

表 7b 列出1996-2007年會考日校數目及日校報考人數。

Table 7b shows the number of day schools and the candidate entries from these schools in the HKCEE from 1996 to 2007.

表 7c 以直條圖列出1996-2007年會考考生報考人數統計(包括男、女生的分析)。統計分首次報考日校考生及日校考生列出。

Table 7c shows a bar chart distribution of candidate entries in the HKCEE from 1996 to 2007 (male and female statistics are also provided). Separate charts are shown for day school first attempters and day school candidates.

表 7d-7f 分別列出首次報考日校考生、日校考生及全體考生在1996-2007年香港中學會考各科的成績表現。統計包括各科每年的考生出席人數及考獲各等級的百分率。

Tables 7d-7f show respectively the performance of day school first attempters, day school candidates and all candidates in the HKCEE from 1996 to 2007. The statistics include the number of candidates who sat each subject and the percentages awarded.

表 7a : 1978 – 2007 香港中學會考學校數目及報考人數

Table 7a : 1978 – 2007 HKCEE Number of participating schools and candidate entries

年份 Year	學校數目(日校及夜校) No. of schools (day and evening)	學校考生(日校及夜校) School candidates (day and evening schools)	自修生 Private candidates	全體考生 All candidates
1978	510	82 613	20 434	103 047
1979	533	94 029	23 834	117 863
1980	547	94 232	25 989	120 221
1981	522	101 142	34 559	135 701
1982	541	111 219	39 735	150 954
1983	596	123 545	48 776	172 321
1984	611	123 160	47 665	170 825
1985	627	117 854	50 481	168 335
1986	612	96 982	59 537	156 519
1987	619	96 192	56 993	153 185
1988	619	93 868	52 377	146 245
1989	590	91 562	48 416	139 978
1990	591	89 995	46 468	136 463
1991	599	92 772	43 165	135 937
1992	595	90 811	37 646	128 457
1993	595	85 196	33 320	118 516
1994	585	83 913	36 642	120 555
1995	579	85 074	38 871	123 945
1996	579	86 257	35 553	121 810
1997	583	88 557	42 481	131 038
1998	598	92 013	42 617	134 630
1999	618	97 193	43 396	140 589
2000	632	99 036	41 267	140 303
2001	636	92 578	38 034	130 612
2002	625	90 297	37 319	127 616
2003	611	86 738	36 570	123 308
2004	620	84 549	33 664	118 213
2005	620	85 784	33 687	119 471
2006	602	84 087	37 991	122 078
2007	580	80 690	24 576	105 266

報考人數曲線圖 Candidate Entries Graph

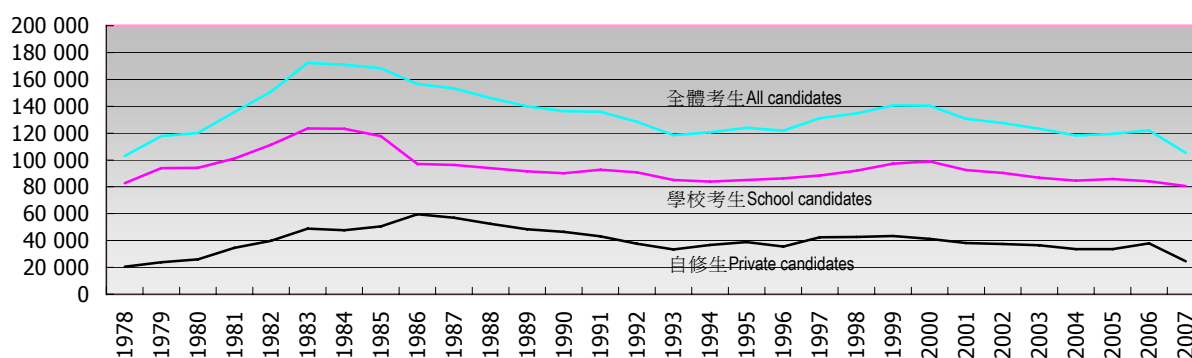


表 7b : 1996 – 2007 香港中學會考日校數目及報考人數

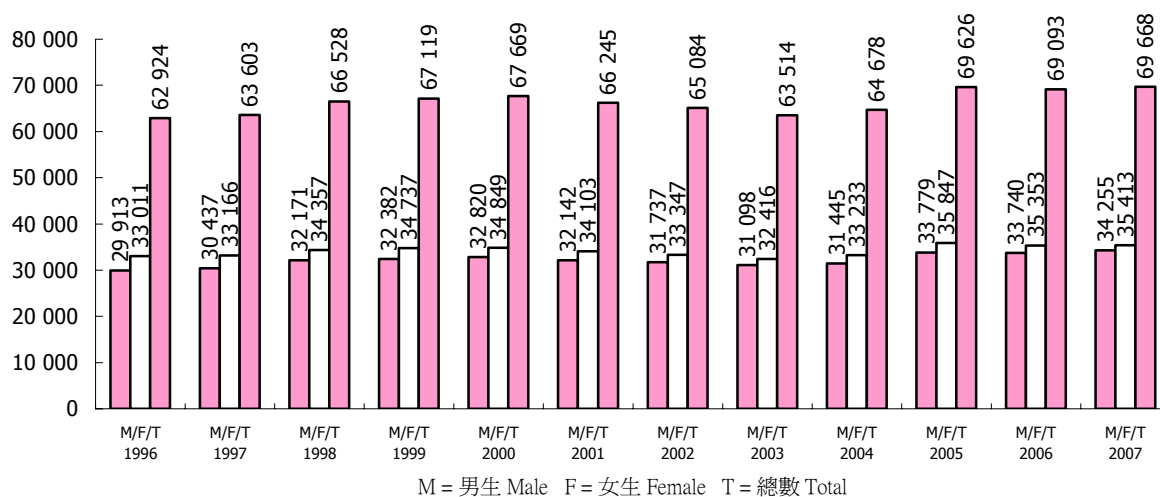
Table 7b : 1996 - 2007 HKCEE Number of day schools and candidate entries

年份 Year	日校數目 No. of day schools	日校考生 Day school candidates	首次報考日校考生 Day school first attempters	
			報考人數 No. of entries	佔日校考生人數百分率 As a percentage of day school candidates
1996	424	72 393	62 924	86.9%
1997	420	73 543	63 603	86.5%
1998	429	77 206	66 528	86.2%
1999	436	79 016	67 119	84.9%
2000	444	80 100	67 669	84.5%
2001	445	76 663	66 245	86.4%
2002	443	75 309	65 084	86.4%
2003	447	74 268	63 514	85.5%
2004	454	74 766	64 678	86.5%
2005	464	77 698	69 626	89.6%
2006	464	76 742	69 093	90.0%
2007	466	75 086	69 668	92.8%

表 7c : 1996 – 2007 香港中學會考男女考生報考人數統計

Table 7c: 1996 – 2007 HKCEE Number of male and female candidate entries

首次報考日校考生 Day School First Attempters



日校考生 Day School Candidates

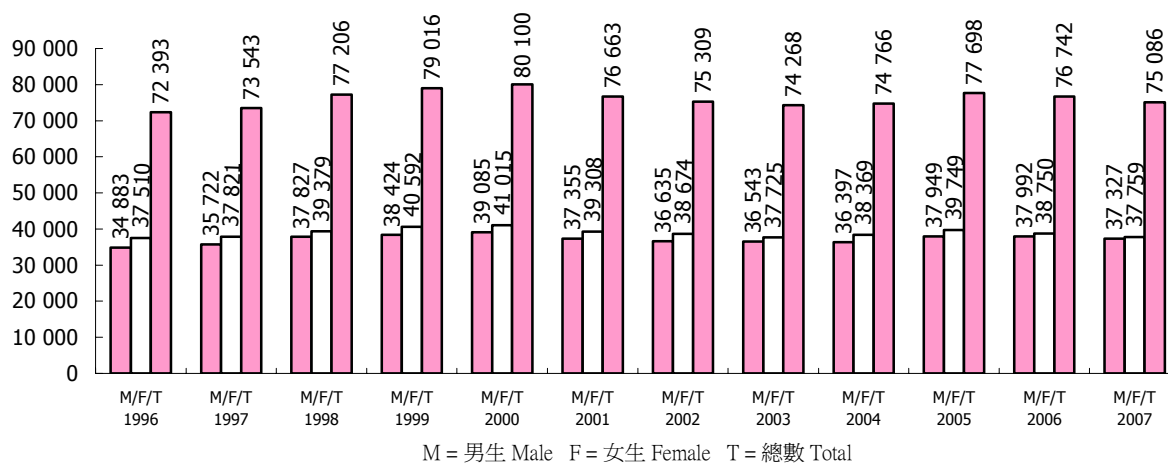


表 7d : 1996 - 2007 香港中學會考科目成績概覽
Table 7d : 1996 - 2007 HKCEE Statistics of candidates' results in individual subjects

首次報考日校考生
Day School First Attempters

科目 Subject	出席人數 No. sat	2007 HKCEE					
		5 ⁺ %	5 ⁺ %	4 ⁺ %	3 ⁺ %	2 ⁺ %	1 ⁺ %
中國語文 Chinese Language	69 128	3.1	8.6	20.8	46.3	71.7	93.3
英國語文 English Language	68 849	1.7	8.1	19.1	43.2	67.5	86.7

科目 Subject		考試年份 Examination Year											
		1996	1997	1998	1999	2000	2001	2002	2003	2004	2005	2006	2007
膳宿服務 Accommodation and Catering Services	出席人數 No. sat	103	79	102	88	106	85	79	99	156	231	211	231
	A%	1.0	1.3	0	0	0.9	1.2	1.3	2.0	2.6	2.2	1.9	1.7
	C ⁺ %	12.6	11.4	10.8	9.1	9.4	8.2	8.9	9.1	10.9	10.8	10.4	10.4
	E ⁺ %	68.0	68.4	63.7	63.6	63.2	62.4	62.0	63.6	64.1	64.1	63.0	62.8
附加數學 Additional Mathematics	出席人數 No. sat	17 311	17 584	18 454	18 374	18 531	18 145	17 689	17 088	17 568	18 394	18 367	18 184
	A%	6.7	6.9	6.6	6.9	6.8	6.9	6.5	7.2	6.6	7.1	6.4	6.2
	C ⁺ %	37.1	38.5	38.9	38.1	39.6	38.8	39.9	40.4	39.0	39.8	39.3	38.7
	E ⁺ %	78.4	80.3	81.1	81.7	83.6	84.9	83.2	84.5	83.8	84.6	84.3	85.3
生物 Biology	出席人數 No. sat	24 844	24 771	26 556	27 150	27 507	27 637	26 932	26 495	26 788	28 781	28 775	29 395
	A%	5.3	5.4	5.0	5.2	5.0	5.4	5.1	5.3	5.4	5.3	4.5	4.9
	C ⁺ %	29.1	30.2	29.9	31.5	30.6	31.3	31.9	32.4	32.8	32.1	31.4	32.8
	E ⁺ %	68.9	71.5	70.8	77.1	77.2	78.1	82.2	79.8	82.3	81.9	80.1	82.6
佛學 Buddhist Studies	出席人數 No. sat	1 706	1 698	1 861	1 917	2 065	1 689	1 611	1 294	1 245	1 473	1 485	1 447
	A%	0.2	0.4	0.5	0.6	1.2	1.2	1.4	1.5	1.8	1.8	1.8	0.9
	C ⁺ %	5.4	7.6	6.6	5.0	8.4	8.5	11.0	15.0	15.7	16.4	17.8	14.3
	E ⁺ %	46.5	50.8	46.1	38.7	50.4	46.5	49.2	55.0	58.0	59.3	59.2	59.8
化學 Chemistry	出席人數 No. sat	24 776	25 114	26 603	27 285	27 536	27 598	26 928	26 354	26 750	28 483	28 529	28 756
	A%	5.3	5.1	5.3	5.2	5.2	5.1	5.4	4.9	4.8	4.6	4.8	4.7
	C ⁺ %	29.5	30.2	29.9	30.8	30.5	30.7	31.4	30.4	30.6	31.0	30.9	31.4
	E ⁺ %	68.0	70.5	69.9	71.2	75.5	75.0	77.1	75.8	74.4	76.8	77.5	79.4
中國歷史 Chinese History	出席人數 No. sat	25 053	24 883	25 990	25 811	25 758	24 605	23 800	22 493	22 668	23 727	23 390	23 050
	A%	1.0	1.0	1.2	1.3	1.4	1.3	1.5	1.6	1.6	1.6	1.7	1.6
	C ⁺ %	13.5	12.7	13.5	12.9	14.1	13.7	14.6	14.7	15.9	16.3	18.0	18.2
	E ⁺ %	59.5	62.0	59.8	60.0	60.9	61.9	64.3	63.1	62.6	65.4	68.1	70.0

表 7d : 1996 - 2007 香港中學會考科目成績概覽
Table 7d : 1996 - 2007 HKCEE Statistics of candidates' results in individual subjects

首次報考日校考生
Day School First Attempters

科目 Subject		考試年份 Examination Year											
		1996	1997	1998	1999	2000	2001	2002	2003	2004	2005	2006	2007
中國語文 Chinese Language	出席人數 No. sat	62 098	62 738	65 754	66 408	66 715	65 364	64 232	62 778	63 772	68 552	68 033	–
	A%	2.7	2.7	2.7	2.9	2.9	2.9	3.0	3.4	3.3	3.2	3.4	–
	C ⁺ %	18.2	18.6	18.2	18.6	18.6	18.7	18.5	18.5	18.6	18.0	18.3	–
	E ⁺ %	59.5	62.2	60.6	63.0	64.1	64.5	65.6	66.1	66.5	68.5	71.0	–
中國文學 Chinese Literature	出席人數 No. sat	12 260	12 014	12 518	12 349	12 067	11 473	10 645	10 019	9 836	9 918	9 287	9 036
	A%	1.4	1.3	1.5	1.7	1.8	1.6	1.7	2.1	2.2	2.3	2.3	2.3
	C ⁺ %	15.0	15.6	14.3	15.8	15.7	15.2	16.1	18.2	19.4	19.6	22.3	21.6
	E ⁺ %	59.5	63.4	61.2	62.3	63.7	62.6	65.5	65.6	68.2	68.5	74.6	73.6
商業 Commerce	出席人數 No. sat	7 945	8 558	8 439	8 571	8 117	8 218	8 196	7 994	8 507	9 726	9 609	10 257
	A%	0.5	0.3	0.6	0.5	0.8	0.7	0.7	0.7	0.6	0.4	0.6	1.1
	C ⁺ %	5.3	6.4	9.2	7.5	11.6	8.9	8.5	10.5	10.2	9.7	9.7	10.8
	E ⁺ %	38.0	39.7	53.2	48.1	55.7	52.3	52.9	59.7	57.1	67.0	51.1	51.9
電腦與資訊科技 Computer and Information Technology	出席人數 No. sat	–	–	–	–	–	–	–	–	–	17 113	16 319	16 254
	A%	–	–	–	–	–	–	–	–	–	3.2	3.4	2.9
	C ⁺ %	–	–	–	–	–	–	–	–	–	22.8	22.6	22.1
	E ⁺ %	–	–	–	–	–	–	–	–	–	70.8	68.0	67.5
設計與科技 Design and Technology	出席人數 No. sat	592	570	578	596	639	597	345	229	255	264	247	217
	A%	0.8	0.5	0.5	0.7	0.5	0.5	0.6	1.3	2.0	1.5	1.6	1.4
	C ⁺ %	6.8	8.6	6.9	8.4	7.7	7.2	9.6	10.5	13.3	13.3	13.8	11.5
	E ⁺ %	45.3	44.4	42.0	45.3	46.3	48.1	58.3	60.3	61.2	61.4	55.9	61.3
設計與科技(另選課程) Design and Technology (Alternative Syllabus)	出席人數 No. sat	–	–	–	–	–	–	192	266	257	239	279	232
	A%	–	–	–	–	–	–	0.5	0.4	0.8	0.8	0.4	0.4
	C ⁺ %	–	–	–	–	–	–	5.7	5.3	5.4	6.7	2.9	2.2
	E ⁺ %	–	–	–	–	–	–	39.1	41.7	43.2	45.2	44.1	40.5
經濟與公共事務 Economic and Public Affairs	出席人數 No. sat	731	660	587	439	584	370	396	438	467	574	465	495
	A%	3.6	3.2	3.7	3.0	2.9	2.7	1.8	1.8	1.7	1.4	1.3	1.0
	C ⁺ %	22.7	22.1	25.4	23.0	21.1	19.7	18.2	19.2	18.8	17.4	17.2	16.8
	E ⁺ %	68.5	69.4	71.7	69.7	72.1	69.2	66.7	67.1	67.5	68.1	68.4	68.5
經濟 Economics	出席人數 No. sat	29 988	30 644	32 421	32 759	32 417	31 557	31 287	30 391	30 133	32 773	32 654	32 812
	A%	2.3	2.6	2.6	2.7	2.9	3.1	3.1	3.2	3.1	2.9	3.0	3.1
	C ⁺ %	16.3	17.7	18.0	18.4	20.1	20.4	21.1	21.0	22.4	21.7	22.3	23.8
	E ⁺ %	56.6	60.7	61.0	64.6	66.2	67.6	71.5	69.9	75.3	72.2	72.6	73.9

表 7d : 1996 - 2007 香港中學會考科目成績概覽
Table 7d : 1996 - 2007 HKCEE Statistics of candidates' results in individual subjects

首次報考日校考生
Day School First Attempters

科目 Subject		考試年份 Examination Year											
		1996	1997	1998	1999	2000	2001	2002	2003	2004	2005	2006	2007
電子與電學 Electronics and Electricity	出席人數 No. sat	1 426	1 450	1 447	1 480	1 555	1 535	1 326	1 209	1 073	861	604	589
	A%	0.3	0.1	0.3	0.2	0.1	0.1	0	0.2	0.1	0	0.2	0.2
	C ⁺ %	7.0	7.7	5.8	5.7	5.7	6.1	4.4	4.6	3.8	3.7	3.3	4.4
	E ⁺ %	49.0	48.1	46.9	49.9	48.6	51.9	50.7	47.4	47.3	44.5	40.1	41.9
英國語文(課程甲) English Language (Syllabus A)	出席人數 No. sat	6 792	7 567	8 564	9 616	11 776	13 279	14 255	16 528	20 236	25 901	29 322	—
	A%	1.2	0.8	0.5	0.6	0.6	0.5	0.5	1.1	0.9	1.1	0.7	—
	C ⁺ %	12.4	11.6	9.9	10.3	9.7	9.0	9.6	10.9	10.8	13.4	17.9	—
	E ⁺ %	44.9	45.8	39.9	43.1	41.2	41.8	41.6	44.3	44.6	49.1	55.9	—
英國語文(課程乙) English Language (Syllabus B)	出席人數 No. sat	55 491	55 415	57 265	56 864	55 311	52 432	50 342	46 609	43 686	43 121	39 176	—
	A%	2.3	2.4	2.4	2.5	2.7	2.8	2.5	2.7	2.6	2.8	3.2	—
	C ⁺ %	9.4	9.6	10.0	10.2	10.9	11.3	11.3	11.8	12.9	13.6	15.1	—
	E ⁺ %	56.4	57.9	59.0	60.4	63.3	66.0	66.4	64.5	69.6	75.2	78.6	—
時裝及成衣 Fashion and Clothing	出席人數 No. sat	123	144	119	145	185	178	166	129	140	106	75	74
	A%	0.8	0.7	0.8	0.7	0.5	0.6	0.6	0.8	0.7	0.9	1.3	1.4
	C ⁺ %	14.6	13.9	10.9	12.4	10.8	10.7	10.8	10.9	11.4	10.4	9.3	6.8
	E ⁺ %	72.4	70.1	69.7	70.3	68.6	68.0	69.9	71.3	72.9	73.6	73.3	73.0
法文 French	出席人數 No. sat	139	144	119	106	129	146	149	149	172	180	172	189
	A%	12.2	11.8	9.2	34.0	33.3	22.6	23.5	16.1	29.1	15.6	25.0	30.7
	C ⁺ %	44.6	41.0	42.9	65.1	58.1	43.8	43.6	45.0	47.7	41.1	54.1	63.5
	E ⁺ %	76.3	74.3	74.8	82.1	72.1	58.9	69.8	71.8	66.3	76.1	78.5	86.2
地理 Geography	出席人數 No. sat	23 734	23 804	24 963	25 044	25 276	24 801	24 449	24 151	24 391	26 652	27 055	27 197
	A%	2.0	1.7	1.8	2.0	1.9	1.9	1.9	2.4	2.3	2.3	2.0	1.9
	C ⁺ %	17.2	17.4	16.2	18.2	17.9	19.0	18.7	22.9	22.0	24.1	20.4	20.4
	E ⁺ %	60.0	64.1	62.7	67.7	68.6	71.3	74.1	79.2	78.8	79.3	77.2	74.0
政府與公共事務 Government and Public Affairs	出席人數 No. sat	646	745	704	773	830	752	730	686	724	594	645	557
	A%	3.9	3.2	3.7	2.1	2.4	2.3	1.9	1.6	1.5	1.7	1.6	1.6
	C ⁺ %	21.7	19.7	18.2	16.6	17.6	15.2	16.6	15.0	15.5	16.2	14.6	14.7
	E ⁺ %	61.1	59.6	58.0	60.0	62.8	58.4	62.5	60.3	62.3	63.1	57.1	57.3
圖象傳意 Graphical Communication	出席人數 No. sat	—	—	—	—	—	—	956	1 054	1 137	1 397	1 161	1 041
	A%	—	—	—	—	—	—	0.3	0.3	0.1	0.5	0.2	0.4
	C ⁺ %	—	—	—	—	—	—	6.4	3.4	4.8	5.2	4.7	4.5
	E ⁺ %	—	—	—	—	—	—	43.3	39.2	39.7	39.9	40.9	40.0

表 7d : 1996 - 2007 香港中學會考科目成績概覽

首次報考日校考生

Table 7d : 1996 - 2007 HKCEE Statistics of candidates' results in individual subjects

Day School First Attempters

科目 Subject		考試年份 Examination Year											
		1996	1997	1998	1999	2000	2001	2002	2003	2004	2005	2006	2007
歷史 History	出席人數 No. sat	16 070	15 822	16 780	16 685	16 929	16 101	16 133	16 110	15 911	17 224	16 543	16 419
	A%	1.7	1.7	1.8	2.0	2.0	2.1	2.3	2.2	2.9	2.7	2.4	2.0
	C ⁺ %	17.3	18.0	17.4	18.1	19.5	18.9	20.2	21.5	25.6	24.1	25.3	24.2
	E ⁺ %	66.3	68.2	67.4	69.9	72.7	71.2	74.2	78.0	78.0	77.8	78.0	77.0
家政(服裝與設計) Home Economics (Dress and Design)	出席人數 No. sat	147	132	146	145	140	141	142	115	166	118	111	91
	A%	0.7	0.8	1.4	0.7	0.7	0.7	1.4	0	1.2	0.8	0	1.1
	C ⁺ %	8.2	6.8	5.5	6.9	5.7	6.4	7.7	16.5	17.5	16.9	17.1	12.1
	E ⁺ %	63.3	61.4	59.6	57.9	59.3	61.7	60.6	64.3	56.0	58.5	64.9	59.3
家政(膳食、家居與家庭) Home Economics (Food, Home and Family)	出席人數 No. sat	375	329	280	324	340	390	304	338	299	338	368	389
	A%	0.8	0.6	0.7	0.3	1.2	1.3	1.3	0.9	0.7	0.6	1.1	0.3
	C ⁺ %	15.2	16.1	15.0	13.3	13.5	14.9	15.1	16.9	16.7	14.5	18.2	18.0
	E ⁺ %	69.3	67.5	69.6	67.6	66.5	68.2	65.5	71.3	73.6	71.6	67.4	68.6
綜合人文 Integrated Humanities	出席人數 No. sat	-	-	-	-	-	-	-	-	-	213	661	1 498
	A%	-	-	-	-	-	-	-	-	-	7.0	2.9	3.1
	C ⁺ %	-	-	-	-	-	-	-	-	-	34.7	16.6	17.6
	E ⁺ %	-	-	-	-	-	-	-	-	-	80.3	59.0	60.1
英語文學 Literature in English	出席人數 No. sat	753	689	704	755	782	721	720	820	796	774	790	789
	A%	8.8	7.3	6.8	6.4	7.2	6.9	6.4	6.5	7.4	6.5	5.3	6.1
	C ⁺ %	46.3	44.6	42.5	40.5	41.4	44.0	43.2	40.1	45.2	45.0	41.5	46.1
	E ⁺ %	91.9	90.6	91.8	93.8	94.0	94.3	93.6	92.0	94.6	92.6	91.9	93.3
數學 Mathematics	出席人數 No. sat	61 968	62 638	65 568	66 210	66 476	65 090	64 021	62 425	63 137	68 226	67 814	68 406
	A%	3.8	3.8	3.9	3.8	4.0	4.1	4.0	4.0	4.0	3.6	3.5	3.8
	C ⁺ %	26.3	26.6	26.6	26.9	27.7	27.9	28.6	28.7	30.4	29.5	29.3	30.1
	E ⁺ %	67.8	69.7	69.8	71.2	72.7	73.6	74.3	74.6	74.4	74.3	72.9	74.2
音樂 Music	出席人數 No. sat	154	151	211	184	218	205	210	178	191	263	282	275
	A%	5.2	6.6	5.2	5.4	5.5	5.9	6.7	6.7	7.9	13.3	9.6	11.3
	C ⁺ %	27.3	32.5	33.2	34.2	34.4	35.1	34.8	44.9	37.2	45.6	35.1	40.7
	E ⁺ %	72.7	74.8	74.9	74.5	76.6	78.5	79.5	88.2	78.5	85.6	75.2	78.2
體育 Physical Education	出席人數 No. sat	301	368	429	473	517	393	407	438	459	470	547	521
	A%	1.7	1.6	2.1	1.3	1.2	0.5	1.0	0.5	0.9	0.9	2.0	1.5
	C ⁺ %	12.0	12.8	12.1	10.6	11.6	9.7	11.5	11.6	13.9	13.0	16.3	12.7
	E ⁺ %	50.5	53.3	51.7	55.2	55.5	56.5	58.2	61.6	66.0	58.7	63.3	64.3

表 7d : 1996 - 2007 香港中學會考科目成績概覽
Table 7d : 1996 - 2007 HKCEE Statistics of candidates'

首次報考日校考生
Day School First Attempters

results in individual subjects

科目 Subject		考試年份 Examination Year											
		1996	1997	1998	1999	2000	2001	2002	2003	2004	2005	2006	2007
物理 Physics	出席人數 No. sat	25 175	25 507	27 138	27 749	27 931	27 765	26 960	26 712	27 124	29 046	29 131	29 595
	A%	5.0	5.5	5.2	5.3	5.1	5.1	5.2	4.8	4.9	4.7	4.2	4.6
	C ⁺ %	29.3	30.2	29.4	30.2	30.1	30.4	30.8	28.9	28.5	29.2	28.6	29.8
	E ⁺ %	66.9	69.0	68.5	70.6	72.5	73.0	75.0	70.9	70.1	71.0	74.1	75.4
會計學原理 Principles of Accounts	出席人數 No. sat	14 103	14 978	15 505	15 948	15 684	14 939	15 055	14 387	14 525	16 135	16 245	16 745
	A%	1.4	1.3	1.7	2.0	2.0	2.5	2.2	2.4	2.6	2.9	2.8	2.5
	C ⁺ %	10.7	12.0	13.6	13.6	14.9	16.4	17.1	16.6	19.0	20.6	19.4	20.5
	E ⁺ %	46.7	49.9	53.7	54.7	56.0	61.4	63.3	65.2	65.5	66.5	69.0	70.3
普通話 Putonghua	出席人數 No. sat	-	-	-	-	921	1 269	1 664	2 407	2 576	3 385	3 512	3 615
	A%	-	-	-	-	3.4	3.7	4.2	3.9	4.9	4.3	4.1	4.0
	C ⁺ %	-	-	-	-	28.8	33.6	35.3	34.2	35.5	30.2	32.2	32.8
	E ⁺ %	-	-	-	-	71.7	76.8	75.8	76.5	76.5	73.5	72.1	73.2
宗教 Religious Studies	出席人數 No. sat	10 878	10 760	10 985	10 947	10 841	10 128	9 565	9 157	8 929	9 056	8 530	8 130
	A%	2.5	2.3	2.4	2.3	2.2	2.5	2.5	2.9	3.3	2.9	3.2	3.7
	C ⁺ %	21.0	19.8	20.4	20.2	21.8	22.9	24.1	23.7	24.0	22.9	23.9	25.4
	E ⁺ %	68.6	66.1	66.0	67.7	70.1	70.0	70.9	70.1	70.5	67.9	69.4	70.9
科學與科技 Science and Technology	出席人數 No. sat	-	-	-	-	-	-	-	-	-	163	324	642
	A%	-	-	-	-	-	-	-	-	-	0.6	0.3	0.3
	C ⁺ %	-	-	-	-	-	-	-	-	-	6.7	7.1	5.8
	E ⁺ %	-	-	-	-	-	-	-	-	-	47.2	47.8	46.6
社會教育 Social Studies	出席人數 No. sat	468	498	541	572	579	551	485	523	609	538	394	356
	A%	0.9	0.2	0.9	1.0	0.3	0.5	0.6	0.8	0.7	0.7	0.5	0.3
	C ⁺ %	15.6	13.7	13.5	11.5	10.0	8.2	9.3	8.8	8.7	8.6	8.6	8.7
	E ⁺ %	58.1	55.6	52.7	49.7	47.5	44.1	46.0	46.7	46.3	46.5	53.8	53.1
科技概論 Technological Studies	出席人數 No. sat	-	-	-	-	-	-	704	800	684	658	573	459
	A%	-	-	-	-	-	-	0.6	0.3	0.9	0.2	0.3	0.2
	C ⁺ %	-	-	-	-	-	-	4.5	4.6	4.1	3.5	3.0	1.7
	E ⁺ %	-	-	-	-	-	-	40.1	39.8	41.5	41.2	41.2	38.6
旅遊與旅遊業 Travel and Tourism	出席人數 No. sat	900	1 372	1 706	2 199	2 319	2 219	2 324	2 492	2 612	3 422	3 510	4 251
	A%	0.2	0.1	0.5	0.4	0.4	0.5	0.3	0.4	0.5	0.5	0.4	0.3
	C ⁺ %	4.7	2.8	4.5	5.3	5.5	5.5	4.8	6.7	6.9	6.3	6.6	6.7
	E ⁺ %	44.0	41.7	42.4	41.2	42.4	43.6	49.1	46.2	46.0	45.0	45.7	45.2

表 7d : 1996 - 2007 香港中學會考科目成績概覽

首次報考日校考生

Table 7d : 1996 - 2007 HKCEE Statistics of candidates' results in individual subjects

Day School First Attempters

科目 Subject		考試年份 Examination Year											
		1996	1997	1998	1999	2000	2001	2002	2003	2004	2005	2006	2007
視覺藝術 Visual Arts	出席人數 No. sat	5 740	5 933	5 869	6 426	6 460	6 511	6 451	6 069	6 479	6 362	6 276	6 038
	A%	2.5	2.5	2.5	2.7	3.2	3.0	2.1	3.5	5.2	6.4	6.7	8.5
	C ⁺ %	16.2	16.5	17.0	16.9	17.0	16.2	13.5	16.8	20.1	24.1	25.1	27.4
	E ⁺ %	67.9	68.2	71.2	69.7	70.0	69.1	65.3	67.9	72.5	78.2	80.6	81.8
英文文書處理及商業通訊 Word Processing and Business Communication (English)	出席人數 No. sat	-	-	-	-	-	-	1 502	2 015	1 925	2 190	1 836	1 770
	A%	-	-	-	-	-	-	0.1	0.3	0.4	0.4	0.5	0.5
	C ⁺ %	-	-	-	-	-	-	3.1	5.4	5.6	5.6	7.2	7.6
	E ⁺ %	-	-	-	-	-	-	36.3	39.8	41.2	41.4	56.4	65.6
所有科目 * All Subjects	出席人數 No. sat	460 072	464 674	485 846	491 075	492 933	482 045	473 930	461 699	465 776	499 886	494 716	360 002
	A%	3.0	3.1	3.1	3.2	3.3	3.3	3.2	3.4	3.4	3.3	3.2	3.5
	C ⁺ %	19.6	20.2	20.2	20.5	21.2	21.3	21.7	22.0	22.7	22.8	23.2	26.0
	E ⁺ %	61.4	63.7	63.7	65.4	67.3	68.0	69.5	69.5	70.2	71.5	72.2	73.9

* 2007 年的統計不包括中國語文及英國語文科。

The statistics of Chinese Language and English Language were excluded in the figures of 2007.

表 7e : 1996 - 2007 香港中學會考科目成績概覽
Table 7e : 1996 - 2007 HKCEE Statistics of candidates' results in individual subjects

日校考生
Day School Candidates

科目 Subject	出席人數 No. sat	2007 HKCEE					
		5 ⁺ %	5 ⁺ %	4 ⁺ %	3 ⁺ %	2 ⁺ %	1 ⁺ %
中國語文 Chinese Language	74 486	2.9	8.3	20.4	46.5	72.5	93.6
英國語文 English Language	74 209	1.6	7.7	18.3	42.9	68.2	87.4

科目 Subject		考試年份 Examination Year											
		1996	1997	1998	1999	2000	2001	2002	2003	2004	2005	2006	2007
膳宿服務 Accommodation and Catering Services	出席人數 No. sat	105	86	106	96	109	87	89	102	160	235	216	232
	A%	1.9	1.2	1.9	1.0	0.9	1.1	1.1	2.9	2.5	2.1	2.3	1.7
	C ⁺ %	14.3	15.1	13.2	11.5	10.1	9.2	9.0	11.8	11.3	10.6	10.6	10.3
	E ⁺ %	68.6	69.8	65.1	66.7	63.3	63.2	66.3	64.7	65.0	63.8	63.9	62.5
附加數學 Additional Mathematics	出席人數 No. sat	19 673	20 121	21 162	21 338	21 479	20 774	20 264	19 768	20 051	20 474	20 477	19 579
	A%	6.0	6.1	5.9	6.1	5.9	6.2	5.8	6.3	5.9	6.5	5.9	5.8
	C ⁺ %	36.1	37.5	38.2	37.3	39.0	38.8	39.8	39.7	37.4	38.6	38.2	37.6
	E ⁺ %	79.3	80.8	81.9	82.5	84.6	85.8	84.4	85.3	84.5	84.9	84.7	85.4
生物 Biology	出席人數 No. sat	28 436	28 622	30 626	31 652	32 132	31 690	31 067	30 832	30 954	32 121	32 474	31 890
	A%	4.7	4.7	4.4	4.6	4.3	4.8	4.5	4.7	4.7	4.9	4.0	4.5
	C ⁺ %	27.8	29.1	29.1	30.9	29.8	31.8	31.9	31.8	32.5	31.4	30.9	32.4
	E ⁺ %	70.1	72.6	72.3	78.4	78.6	79.8	83.6	81.4	83.6	83.0	81.2	83.2
佛學 Buddhist Studies	出席人數 No. sat	1 881	1 874	2 058	2 132	2 241	1 917	1 780	1 485	1 393	1 571	1 632	1 533
	A%	0.2	0.3	0.5	0.7	1.2	1.2	1.5	1.5	1.9	1.8	1.8	0.8
	C ⁺ %	6.0	7.9	6.9	5.5	9.7	9.1	12.1	15.8	16.8	16.3	18.4	14.5
	E ⁺ %	49.3	53.6	48.4	42.1	53.4	49.3	52.0	58.3	60.0	59.7	61.0	61.1
化學 Chemistry	出席人數 No. sat	28 532	29 163	30 919	32 021	32 349	31 833	31 211	30 900	31 036	31 943	32 390	31 325
	A%	4.6	4.4	4.6	4.6	4.4	4.5	4.7	4.3	4.2	4.2	4.3	4.3
	C ⁺ %	28.2	29.2	29.1	30.3	29.9	31.0	31.6	30.2	30.0	29.7	30.1	30.7
	E ⁺ %	69.4	71.8	71.4	72.6	77.0	76.7	78.9	77.6	76.3	77.7	78.8	80.1
中國歷史 Chinese History	出席人數 No. sat	28 925	28 905	30 303	30 649	30 933	28 660	27 949	26 794	26 602	26 919	25 388	24 826
	A%	0.9	0.9	1.1	1.2	1.3	1.3	1.4	1.4	1.5	1.5	1.7	1.5
	C ⁺ %	13.8	13.0	13.5	13.5	14.8	14.7	15.0	15.2	16.0	16.4	18.2	18.6
	E ⁺ %	61.9	64.5	61.9	63.1	64.2	65.2	67.3	66.2	65.3	67.2	68.9	71.1

表 7e : 1996 - 2007 香港中學會考科目成績概覽
Table 7e : 1996 - 2007 HKCEE Statistics of candidates' results in individual subjects

日校考生
Day School Candidates

科目 Subject		考試年份 Examination Year											
		1996	1997	1998	1999	2000	2001	2002	2003	2004	2005	2006	2007
中國語文 Chinese Language	出席人數 No. sat	71 378	72 503	76 283	78 122	78 975	75 603	74 347	73 401	73 756	76 502	75 568	-
	A%	2.4	2.4	2.4	2.6	2.6	2.6	2.7	3.0	3.1	3.0	3.2	-
	C ⁺ %	17.5	18.0	17.7	18.1	18.2	18.7	18.6	18.3	18.4	17.6	17.8	-
	E ⁺ %	61.0	63.7	62.4	64.8	66.1	66.9	68.1	68.5	68.8	70.1	72.2	-
中國文學 Chinese Literature	出席人數 No. sat	14 126	13 817	14 471	14 570	14 422	13 427	12 551	11 832	11 532	11 246	10 146	9 726
	A%	1.2	1.1	1.4	1.5	1.6	1.4	1.5	1.9	1.9	2.1	2.1	2.1
	C ⁺ %	14.6	15.5	14.2	16.2	15.9	16.1	16.0	18.8	18.9	19.6	21.9	21.5
	E ⁺ %	61.5	65.6	63.7	65.3	66.9	66.1	68.7	68.7	70.2	70.1	75.7	74.7
商業 Commerce	出席人數 No. sat	9 119	9 814	9 899	10 201	9 875	9 699	9 616	9 485	9 831	10 791	10 802	11 014
	A%	0.5	0.3	0.7	0.5	1.0	0.7	0.7	0.7	0.6	0.3	0.7	1.1
	C ⁺ %	5.7	7.4	10.9	8.5	13.3	10.3	9.8	12.3	11.1	10.4	10.6	11.2
	E ⁺ %	41.7	43.5	57.2	52.4	59.6	56.6	57.5	64.0	61.0	69.3	54.1	53.6
電腦與資訊科技 Computer and Information Technology	出席人數 No. sat	-	-	-	-	-	-	-	-	-	17 808	17 602	17 067
	A%	-	-	-	-	-	-	-	-	-	3.1	3.2	2.8
	C ⁺ %	-	-	-	-	-	-	-	-	-	23.1	23.4	22.5
	E ⁺ %	-	-	-	-	-	-	-	-	-	71.5	69.6	68.5
設計與科技 Design and Technology	出席人數 No. sat	622	595	600	623	662	625	356	242	259	278	256	220
	A%	1.0	0.7	0.7	1.3	0.9	1.0	0.8	1.7	1.9	1.8	1.6	1.4
	C ⁺ %	7.6	10.6	7.8	10.0	9.5	8.6	10.1	12.8	13.1	14.4	15.2	11.8
	E ⁺ %	46.9	46.4	44.0	47.0	47.7	49.4	59.0	62.0	61.8	63.3	57.4	61.4
設計與科技(另選課程) Design and Technology (Alternative Syllabus)	出席人數 No. sat	-	-	-	-	-	-	195	271	264	253	292	237
	A%	-	-	-	-	-	-	0.5	0.4	0.8	0.8	0.3	0.4
	C ⁺ %	-	-	-	-	-	-	5.6	5.5	5.7	6.3	3.8	2.1
	E ⁺ %	-	-	-	-	-	-	40.0	42.4	43.6	46.2	45.9	41.8
經濟與公共事務 Economic and Public Affairs	出席人數 No. sat	824	740	671	509	644	452	454	514	539	635	522	509
	A%	3.3	2.8	3.3	2.8	2.6	2.9	1.5	2.1	1.5	1.4	1.1	1.0
	C ⁺ %	23.3	23.2	25.6	24.2	21.3	23.0	19.8	21.4	20.2	18.0	17.4	16.5
	E ⁺ %	69.4	70.7	73.8	71.3	73.8	73.5	69.8	70.0	69.8	69.6	71.1	69.0
經濟 Economics	出席人數 No. sat	34 335	35 231	37 382	38 497	38 494	36 559	36 208	35 440	34 910	36 434	35 839	35 019
	A%	2.1	2.3	2.3	2.3	2.5	2.8	2.7	2.8	2.7	2.6	2.8	2.9
	C ⁺ %	15.5	17.0	17.5	17.8	19.6	20.8	21.1	21.0	22.2	21.2	22.2	23.4
	E ⁺ %	58.4	62.8	63.2	67.1	68.4	70.2	73.9	72.0	77.3	73.6	73.8	74.5

表 7e : 1996 - 2007 香港中學會考科目成績概覽
Table 7e : 1996 - 2007 HKCEE Statistics of candidates' results in individual subjects

日校考生
Day School Candidates

科目 Subject		考試年份 Examination Year											
		1996	1997	1998	1999	2000	2001	2002	2003	2004	2005	2006	2007
電子與電學 Electronics and Electricity	出席人數 No. sat	1 540	1 598	1 609	1 639	1 705	1 701	1 452	1 341	1 168	916	660	613
	A%	0.3	0.3	0.2	0.4	0.4	0.2	0.1	0.2	0.3	0.1	0.3	0.2
	C ⁺ %	8.1	10.3	8.0	8.1	8.3	9.1	7.3	7.0	6.0	4.7	5.2	4.2
	E ⁺ %	52.5	52.4	51.3	54.4	52.4	56.3	54.6	51.6	50.9	47.4	43.6	43.6
英國語文(課程甲) English Language (Syllabus A)	出席人數 No. sat	7 499	8 369	9 558	10 852	13 316	14 824	15 889	18 652	22 933	28 734	32 722	—
	A%	1.2	0.8	0.6	0.6	0.6	0.5	0.6	1.1	1.0	1.2	0.8	—
	C ⁺ %	13.5	12.5	11.1	11.8	11.2	10.9	11.3	12.7	13.2	15.2	19.8	—
	E ⁺ %	47.9	49.3	43.8	47.0	45.2	45.9	45.3	48.0	48.9	52.2	58.8	—
英國語文(課程乙) English Language (Syllabus B)	出席人數 No. sat	64 086	64 386	66 816	67 367	66 064	61 151	58 843	55 127	50 978	48 276	43 350	—
	A%	2.0	2.1	2.1	2.1	2.3	2.4	2.2	2.3	2.3	2.5	2.9	—
	C ⁺ %	8.4	8.6	8.9	9.0	9.5	10.2	10.1	10.4	11.4	12.3	13.9	—
	E ⁺ %	57.2	59.2	60.3	61.5	64.6	67.8	68.0	66.3	70.2	74.9	78.2	—
時裝及成衣 Fashion and Clothing	出席人數 No. sat	127	145	120	148	185	183	169	129	143	107	77	74
	A%	1.6	1.4	0.8	1.4	0.5	0.5	0.6	0.8	1.4	0.9	1.3	1.4
	C ⁺ %	17.3	14.5	11.7	13.5	10.8	11.5	11.2	10.9	11.9	11.2	9.1	6.8
	E ⁺ %	73.2	70.3	70.0	70.9	68.6	68.3	70.4	71.3	73.4	73.8	74.0	73.0
法文 French	出席人數 No. sat	143	146	129	111	131	148	153	153	176	186	183	194
	A%	11.9	11.6	9.3	32.4	32.8	23.0	22.9	16.3	28.4	16.1	23.5	29.9
	C ⁺ %	44.1	41.1	41.1	65.8	58.8	44.6	43.1	45.1	48.3	41.9	55.7	63.4
	E ⁺ %	76.2	74.7	75.2	82.9	72.5	59.5	69.3	71.9	67.0	76.3	79.8	86.6
地理 Geography	出席人數 No. sat	27 311	27 412	28 898	29 447	30 097	28 830	28 423	28 306	28 425	29 517	29 631	29 186
	A%	1.8	1.6	1.6	1.7	1.7	1.8	1.8	2.2	2.1	2.1	1.9	1.8
	C ⁺ %	16.8	17.1	15.7	18.3	17.9	20.0	19.3	23.7	22.9	24.3	20.7	20.4
	E ⁺ %	61.7	66.0	64.9	70.1	71.1	73.9	76.3	81.0	80.8	80.3	78.2	74.7
政府與公共事務 Government and Public Affairs	出席人數 No. sat	738	827	834	881	949	845	861	845	837	691	711	594
	A%	3.5	3.0	3.6	1.8	2.3	2.7	1.9	1.7	1.6	1.4	1.4	1.7
	C ⁺ %	22.5	20.7	18.1	18.3	18.3	16.8	18.0	16.0	17.6	16.1	14.8	15.8
	E ⁺ %	64.1	61.3	59.8	63.2	64.7	60.8	65.0	63.4	64.8	64.8	58.1	59.3
圖象傳意 Graphical Communication	出席人數 No. sat	—	—	—	—	—	—	971	1 101	1 186	1 456	1 212	1 063
	A%	—	—	—	—	—	—	0.3	0.4	0.1	0.5	0.2	0.4
	C ⁺ %	—	—	—	—	—	—	6.5	4.6	5.4	6.1	4.9	4.9
	E ⁺ %	—	—	—	—	—	—	43.9	41.3	41.7	41.7	42.7	40.6

表 7e : 1996 - 2007 香港中學會考科目成績概覽

日校考生

Table 7e : 1996 - 2007 HKCEE Statistics of candidates' results in individual subjects

Day School Candidates

科目 Subject		考試年份 Examination Year											
		1996	1997	1998	1999	2000	2001	2002	2003	2004	2005	2006	2007
歷史 History	出席人數 No. sat	18 350	18 161	19 303	19 525	20 029	18 635	18 645	18 749	18 486	19 271	17 665	17 559
	A%	1.6	1.5	1.6	1.8	1.9	1.9	2.1	2.1	2.9	2.5	2.3	1.9
	C ⁺ %	16.8	17.7	17.3	18.1	20.3	19.8	20.9	22.5	26.6	24.4	25.5	24.4
	E ⁺ %	68.2	69.8	69.6	72.3	74.8	73.9	76.3	79.8	79.8	78.9	78.6	77.7
家政(服裝與設計) Home Economics (Dress and Design)	出席人數 No. sat	149	137	150	150	144	147	146	123	170	121	112	91
	A%	0.7	0.7	1.3	0.7	0.7	0.7	1.4	0.8	1.2	0.8	0	1.1
	C ⁺ %	8.1	6.6	5.3	7.3	6.3	6.8	8.2	18.7	18.8	18.2	17.9	12.1
	E ⁺ %	63.8	62.0	60.7	58.7	60.4	63.3	61.0	66.7	57.1	59.5	65.2	59.3
家政(膳食、家居與家庭) Home Economics (Food, Home and Family)	出席人數 No. sat	384	335	286	331	347	398	313	343	306	346	369	391
	A%	0.8	0.6	0.7	0.3	1.2	1.3	1.3	0.9	0.7	0.6	1.1	0.3
	C ⁺ %	15.9	16.1	16.1	14.2	13.8	15.6	16.0	17.5	17.6	15.0	18.4	17.9
	E ⁺ %	69.8	68.1	70.3	68.3	67.1	68.8	66.1	71.4	74.2	72.3	67.5	68.8
綜合人文 Integrated Humanities	出席人數 No. sat	-	-	-	-	-	-	-	-	-	213	679	1 539
	A%	-	-	-	-	-	-	-	-	-	7.0	2.8	3.1
	C ⁺ %	-	-	-	-	-	-	-	-	-	34.7	17.5	17.6
	E ⁺ %	-	-	-	-	-	-	-	-	-	80.3	59.9	60.5
英語文學 Literature in English	出席人數 No. sat	782	719	738	781	797	740	732	839	808	779	794	793
	A%	8.4	7.0	6.5	6.1	7.0	6.8	6.3	6.4	7.3	6.4	5.3	6.1
	C ⁺ %	45.9	43.9	41.1	39.8	40.9	43.5	42.8	39.7	44.9	44.8	41.4	46.2
	E ⁺ %	91.9	90.4	91.2	93.5	94.1	94.1	93.2	92.1	94.4	92.4	91.8	93.3
數學 Mathematics	出席人數 No. sat	71 198	72 366	76 047	77 867	78 658	75 303	74 117	73 008	73 084	76 159	75 338	73 725
	A%	3.4	3.4	3.5	3.3	3.6	3.7	3.6	3.6	3.6	3.4	3.3	3.6
	C ⁺ %	26.6	26.9	27.2	27.6	28.2	29.4	29.6	29.5	31.4	29.9	30.1	30.3
	E ⁺ %	69.8	71.8	71.9	73.5	74.7	76.0	76.5	76.7	76.5	75.8	74.5	75.3
音樂 Music	出席人數 No. sat	157	155	211	189	221	211	216	181	194	265	288	275
	A%	5.1	6.5	5.2	5.3	5.4	5.7	6.5	6.6	7.7	13.2	9.4	11.3
	C ⁺ %	27.4	32.3	33.2	33.3	33.9	34.1	34.3	44.2	36.6	45.3	35.1	40.7
	E ⁺ %	72.0	74.2	74.9	73.5	76.5	77.3	78.7	88.4	77.8	85.3	75.3	78.2
體育 Physical Education	出席人數 No. sat	343	407	490	534	571	455	447	498	501	527	586	557
	A%	1.5	1.5	1.8	1.5	1.1	1.1	1.3	0.4	1.0	0.8	1.9	1.4
	C ⁺ %	13.4	13.8	12.4	12.7	11.6	12.5	15.7	12.9	16.8	14.2	17.1	13.8
	E ⁺ %	53.4	53.8	55.7	58.4	56.9	60.9	61.3	65.3	68.1	62.0	65.0	66.4

表 7e : 1996 - 2007 香港中學會考科目成績概覽
Table 7e : 1996 - 2007 HKCEE Statistics of candidates'

日校考生
Day School Candidates

results in individual subjects

科目 Subject		考試年份 Examination Year											
		1996	1997	1998	1999	2000	2001	2002	2003	2004	2005	2006	2007
物理 Physics	出席人數 No. sat	29 023	29 644	31 550	32 604	32 820	32 044	31 249	31 278	31 431	32 572	33 025	32 236
	A%	4.4	4.8	4.6	4.6	4.5	4.5	4.5	4.2	4.3	4.2	3.8	4.3
	C ⁺ %	28.1	29.2	28.6	30.0	29.8	30.5	30.5	27.9	27.5	27.9	27.5	28.9
	E ⁺ %	68.2	70.6	70.3	72.5	74.3	75.2	77.2	73.1	72.1	72.1	75.4	76.2
會計學原理 Principles of Accounts	出席人數 No. sat	15 852	16 893	17 753	18 466	18 325	17 173	17 123	16 628	16 563	17 646	17 728	17 722
	A%	1.2	1.2	1.6	1.8	1.8	2.3	2.0	2.2	2.3	2.7	2.6	2.3
	C ⁺ %	10.5	12.0	14.0	13.8	14.8	17.3	17.5	16.8	18.9	20.5	19.0	20.2
	E ⁺ %	49.0	52.1	55.7	57.6	58.2	64.3	65.9	67.7	67.8	67.8	69.7	70.7
普通話 Putonghua	出席人數 No. sat	-	-	-	-	965	1 382	1 807	2 631	2 833	3 596	3 735	3 814
	A%	-	-	-	-	3.2	3.5	4.0	3.6	4.5	4.1	3.9	3.8
	C ⁺ %	-	-	-	-	28.0	33.0	35.0	33.1	34.7	29.7	31.5	32.4
	E ⁺ %	-	-	-	-	70.8	76.8	76.5	76.4	76.5	74.1	72.0	73.1
宗教 Religious Studies	出席人數 No. sat	12 106	12 085	12 234	12 229	11 976	11 344	10 750	10 241	9 846	9 752	9 171	8 486
	A%	2.3	2.0	2.2	2.1	2.1	2.3	2.4	2.6	3.0	2.7	2.9	3.6
	C ⁺ %	20.6	18.7	20.0	19.5	21.3	21.8	23.3	22.7	23.3	22.4	23.1	25.0
	E ⁺ %	68.9	66.3	66.5	68.5	70.6	70.7	71.4	70.9	70.7	68.1	69.5	70.8
科學與科技 Science and Technology	出席人數 No. sat	-	-	-	-	-	-	-	-	-	165	334	655
	A%	-	-	-	-	-	-	-	-	-	0.6	0.6	0.3
	C ⁺ %	-	-	-	-	-	-	-	-	-	6.7	7.8	5.8
	E ⁺ %	-	-	-	-	-	-	-	-	-	47.9	49.4	46.7
社會教育 Social Studies	出席人數 No. sat	515	563	612	649	677	620	555	591	677	600	423	375
	A%	1.0	0.2	0.8	1.4	0.6	0.5	0.7	0.8	0.9	1.2	0.5	0.3
	C ⁺ %	15.9	14.9	15.2	12.9	10.9	8.9	10.3	10.3	10.3	9.2	9.2	9.1
	E ⁺ %	59.6	58.6	55.4	53.0	51.0	47.3	51.0	49.7	50.2	49.0	54.4	54.9
科技概論 Technological Studies	出席人數 No. sat	-	-	-	-	-	-	725	832	712	684	601	466
	A%	-	-	-	-	-	-	0.6	0.2	1.1	0.3	0.3	0.4
	C ⁺ %	-	-	-	-	-	-	5.4	5.2	5.1	4.1	2.8	2.4
	E ⁺ %	-	-	-	-	-	-	41.2	41.5	43.3	43.0	42.9	39.3
旅遊與旅遊業 Travel and Tourism	出席人數 No. sat	985	1 464	1 851	2 399	2 644	2 462	2 548	2 775	2 923	3 647	3 742	4 418
	A%	0.2	0.1	0.5	0.4	0.5	0.6	0.3	0.4	0.5	0.6	0.5	0.4
	C ⁺ %	5.1	3.1	5.1	6.0	6.7	6.7	5.6	7.9	7.5	7.0	7.4	7.1
	E ⁺ %	45.8	44.3	44.5	43.5	46.3	47.7	52.0	49.5	49.8	47.0	47.6	46.3

表 7e : 1996 - 2007 香港中學會考科目成績概覽
Table 7e : 1996 - 2007 HKCEE Statistics of candidates' results in individual subjects

日校考生
Day School Candidates

科目 Subject		考試年份 Examination Year											
		1996	1997	1998	1999	2000	2001	2002	2003	2004	2005	2006	2007
視覺藝術 Visual Arts	出席人數 No. sat	6 360	6 621	6 651	7 255	7 389	7 270	7 197	6 878	7 192	6 645	6 558	6 185
	A%	2.6	2.7	2.6	2.9	3.3	3.3	2.4	3.7	5.3	6.4	6.7	8.5
	C ⁺ %	17.2	17.4	17.9	17.8	17.8	17.4	14.6	17.8	20.7	24.5	25.3	27.4
	E ⁺ %	69.3	69.7	72.6	70.9	71.2	70.7	66.7	69.6	73.9	78.7	81.1	81.8
英文文書處理及商業通訊 Word Processing and Business Communication (English)	出席人數 No. sat	-	-	-	-	-	-	1 546	2 162	2 079	2 303	1 936	1 839
	A%	-	-	-	-	-	-	0.1	0.3	0.4	0.5	0.5	0.4
	C ⁺ %	-	-	-	-	-	-	3.1	5.6	6.6	5.7	7.6	7.7
	E ⁺ %	-	-	-	-	-	-	37.3	42.5	44.2	43.1	57.7	66.5
所有科目 * All Subjects	出席人數 No. sat	525 740	534 009	560 658	574 246	579 713	555 319	546 220	537 269	536 646	554 830	546 749	386 027
	A%	2.7	2.8	2.8	2.8	2.9	3.0	2.9	3.0	3.1	3.0	3.0	3.3
	C ⁺ %	19.2	19.8	20.0	20.4	21.0	21.8	21.9	22.1	22.7	22.6	23.2	25.9
	E ⁺ %	63.0	65.4	65.6	67.5	69.4	70.3	71.8	71.7	72.3	72.7	73.4	74.7

* 2007 年的統計不包括中國語文及英國語文科。

The statistics of Chinese Language and English Language were excluded in the figures of 2007.

表 7f : 1996 - 2007 香港中學會考科目成績概覽
Table 7f : 1996 - 2007 HKCEE Statistics of candidates' results in individual subjects

全體考生
All Candidates

科目 Subject	出席人數 No. sat	2007 HKCEE					
		5*%	5 ⁺ %	4 ⁺ %	3 ⁺ %	2 ⁺ %	1 ⁺ %
中國語文 Chinese Language	82 539	2.7	7.7	19.1	44.1	69.9	92.1
英國語文 English Language	99 771	1.2	7.0	18.1	42.8	70.0	88.3

科目 Subject		考試年份 Examination Year											
		1996	1997	1998	1999	2000	2001	2002	2003	2004	2005	2006	2007
膳宿服務 Accommodation and Catering Services	出席人數 No. sat	105	86	106	96	109	87	89	102	160	296	269	272
	A%	1.9	1.2	1.9	1.0	0.9	1.1	1.1	2.9	2.5	2.7	1.9	1.8
	C ⁺ %	14.3	15.1	13.2	11.5	10.1	9.2	9.0	11.8	11.3	10.5	9.3	9.2
	E ⁺ %	68.6	69.8	65.1	66.7	63.3	63.2	66.3	64.7	65.0	63.2	61.0	55.9
附加數學 Additional Mathematics	出席人數 No. sat	22 313	23 045	24 148	24 797	24 911	23 972	23 168	22 031	22 113	21 900	21 987	20 586
	A%	5.4	5.5	5.3	5.4	5.2	5.6	5.2	5.8	5.5	6.2	5.6	5.6
	C ⁺ %	33.4	34.7	35.7	34.4	36.3	36.5	37.3	37.9	35.5	37.4	37.1	36.8
	E ⁺ %	77.5	79.1	80.7	81.0	83.0	84.7	83.3	84.3	83.2	83.9	83.8	84.9
生物 Biology	出席人數 No. sat	32 646	33 462	35 484	37 394	38 027	37 112	36 181	34 855	34 469	34 398	34 670	33 479
	A%	4.1	4.1	3.8	3.9	3.7	4.2	3.9	4.1	4.3	4.6	3.8	4.3
	C ⁺ %	24.9	25.7	26.0	27.4	26.4	28.6	28.7	29.2	30.2	29.9	29.6	31.5
	E ⁺ %	67.0	69.2	69.7	76.0	76.1	78.1	82.0	79.6	82.2	81.7	80.0	82.4
佛學 Buddhist Studies	出席人數 No. sat	2 015	1 997	2 190	2 274	2 345	2 065	1 909	1 588	1 468	1 612	1 667	1 564
	A%	0.2	0.3	0.5	0.6	1.2	1.1	1.4	1.4	1.8	1.8	1.7	0.8
	C ⁺ %	5.9	7.6	6.8	5.4	9.6	8.8	11.9	15.2	16.0	15.9	18.4	14.4
	E ⁺ %	49.5	54.0	48.5	42.6	53.6	49.0	52.6	57.9	58.4	58.9	60.8	60.9
化學 Chemistry	出席人數 No. sat	32 598	33 959	35 803	37 748	38 380	37 341	36 415	34 947	34 551	34 124	34 573	32 893
	A%	4.1	3.8	4.0	3.9	3.8	3.9	4.1	3.8	3.8	3.9	4.1	4.1
	C ⁺ %	25.5	26.0	26.2	27.1	26.6	28.1	28.4	27.9	27.7	28.3	29.0	29.8
	E ⁺ %	66.8	69.0	69.5	70.2	75.0	75.3	77.0	76.1	74.3	76.3	77.9	79.4
中國歷史 Chinese History	出席人數 No. sat	34 306	34 918	36 048	37 538	37 490	33 913	33 487	31 335	30 145	29 441	27 005	26 182
	A%	0.8	0.8	0.9	1.0	1.1	1.1	1.2	1.2	1.3	1.4	1.6	1.5
	C ⁺ %	12.2	11.4	12.0	11.9	13.2	13.3	13.2	13.6	14.6	15.3	17.4	17.9
	E ⁺ %	59.2	61.8	58.9	60.2	61.8	63.4	64.3	63.6	62.3	64.6	66.9	69.5

表 7f : 1996 - 2007 香港中學會考科目成績概覽
Table 7f : 1996 - 2007 HKCEE Statistics of candidates' results in individual subjects

全體考生
All Candidates

科目 Subject		考試年份 Examination Year											
		1996	1997	1998	1999	2000	2001	2002	2003	2004	2005	2006	2007
中國語文 Chinese Language	出席人數 No. sat	91 559	96 029	99 717	104 474	104 126	96 828	94 626	90 180	87 146	87 214	85 960	-
	A%	1.9	1.9	1.9	2.0	2.0	2.1	2.2	2.5	2.6	2.7	2.8	-
	C ⁺ %	14.4	14.4	14.3	14.5	14.6	15.5	15.4	15.5	16.1	15.9	16.2	-
	E ⁺ %	55.7	57.4	56.7	58.8	60.0	62.1	63.1	64.1	64.9	66.4	68.4	-
中國文學 Chinese Literature	出席人數 No. sat	16 124	16 086	16 697	17 140	16 884	15 485	14 477	13 295	12 516	11 839	10 594	10 040
	A%	1.1	1.0	1.2	1.3	1.4	1.2	1.3	1.7	1.8	2.0	2.1	2.1
	C ⁺ %	13.0	13.7	12.6	14.2	14.0	14.6	14.2	17.1	17.6	18.8	21.3	20.9
	E ⁺ %	58.5	62.3	60.7	61.9	64.2	64.0	65.9	66.8	67.8	68.8	74.6	73.4
商業 Commerce	出席人數 No. sat	13 033	14 544	14 710	15 706	15 266	14 152	13 868	12 988	12 665	13 446	13 270	13 331
	A%	0.3	0.2	0.5	0.3	0.8	0.5	0.5	0.6	0.5	0.3	0.6	1.0
	C ⁺ %	4.9	6.2	9.4	6.9	11.3	8.8	8.2	10.1	9.5	9.1	9.1	9.8
	E ⁺ %	41.2	41.7	55.2	48.6	55.6	54.1	54.4	60.8	58.2	66.0	49.3	49.0
電腦與資訊科技 Computer and Information Technology	出席人數 No. sat	-	-	-	-	-	-	-	-	-	18 486	18 473	17 735
	A%	-	-	-	-	-	-	-	-	-	3.0	3.1	2.7
	C ⁺ %	-	-	-	-	-	-	-	-	-	22.5	22.8	22.1
	E ⁺ %	-	-	-	-	-	-	-	-	-	70.5	68.7	67.9
設計與科技 Design and Technology	出席人數 No. sat	622	595	600	623	663	625	356	248	264	284	265	221
	A%	1.0	0.7	0.7	1.3	0.9	1.0	0.8	1.6	1.9	1.8	1.5	1.4
	C ⁺ %	7.6	10.6	7.8	10.0	9.5	8.6	10.1	13.3	13.6	14.8	16.2	11.8
	E ⁺ %	46.9	46.4	44.0	47.0	47.7	49.4	59.0	62.5	62.1	64.1	58.5	61.5
設計與科技(另選課程) Design and Technology (Alternative Syllabus)	出席人數 No. sat	-	-	-	-	-	-	195	274	272	282	294	240
	A%	-	-	-	-	-	-	0.5	0.4	0.7	0.7	0.3	0.4
	C ⁺ %	-	-	-	-	-	-	5.6	5.5	6.3	5.7	3.7	2.1
	E ⁺ %	-	-	-	-	-	-	40.0	42.3	44.1	42.2	46.3	41.7
經濟與公共事務 Economic and Public Affairs	出席人數 No. sat	1 014	898	816	651	760	629	571	604	616	704	606	578
	A%	2.7	2.3	2.7	2.2	2.6	5.4	1.9	1.8	1.5	1.3	1.2	0.9
	C ⁺ %	19.4	20.0	22.5	19.2	20.0	24.6	19.8	18.7	18.3	16.3	16.0	14.9
	E ⁺ %	63.3	63.9	68.3	62.4	70.1	71.4	66.9	63.2	65.7	64.5	64.2	64.4
經濟 Economics	出席人數 No. sat	40 921	43 287	45 039	48 001	48 093	44 713	44 316	42 080	39 965	40 179	39 388	37 888
	A%	1.7	1.8	1.9	1.9	2.0	2.3	2.2	2.4	2.4	2.4	2.5	2.7
	C ⁺ %	13.4	14.3	15.1	15.0	16.5	18.0	18.1	18.4	20.0	19.6	20.9	22.1
	E ⁺ %	54.9	58.9	59.4	63.3	63.8	66.8	69.9	68.1	74.4	70.8	71.3	71.9

表 7f : 1996 - 2007 香港中學會考科目成績概覽

全體考生

Table 7f : 1996 - 2007 HKCEE Statistics of candidates' results in individual subjects

All Candidates

科目 Subject		考試年份 Examination Year											
		1996	1997	1998	1999	2000	2001	2002	2003	2004	2005	2006	2007
電子與電學 Electronics and Electricity	出席人數 No. sat	1 540	1 598	1 609	1 640	1 705	1 701	1 452	1 366	1 194	1 049	744	639
	A%	0.3	0.3	0.2	0.4	0.4	0.2	0.1	0.3	0.3	0.1	0.4	0.2
	C ⁺ %	8.1	10.3	8.0	8.1	8.3	9.1	7.3	7.3	6.6	4.4	5.4	4.2
	E ⁺ %	52.5	52.4	51.3	54.4	52.4	56.3	54.6	52.2	51.7	44.3	44.1	44.9
英國語文(課程甲) English Language (Syllabus A)	出席人數 No. sat	9 282	10 580	12 054	14 276	17 765	19 377	20 393	23 149	27 843	34 113	38 827	–
	A%	1.0	0.6	0.5	0.5	0.5	0.5	0.5	1.0	0.9	1.1	0.8	–
	C ⁺ %	12.9	11.9	11.0	11.2	11.2	11.9	11.7	13.2	13.8	15.5	19.4	–
	E ⁺ %	47.4	48.0	43.4	46.3	45.0	47.2	46.6	48.7	49.4	52.1	58.2	–
英國語文(課程乙) English Language (Syllabus B)	出席人數 No. sat	100 107	107 698	110 529	113 773	111 338	102 332	98 739	91 956	83 495	79 405	77 074	–
	A%	1.4	1.4	1.5	1.4	1.6	1.7	1.5	1.6	1.6	1.8	1.9	–
	C ⁺ %	6.5	7.2	7.7	7.6	7.9	8.8	8.6	8.9	10.1	10.5	11.3	–
	E ⁺ %	54.5	56.9	58.3	58.3	61.0	65.5	64.6	63.6	67.1	70.7	71.1	–
時裝及成衣 Fashion and Clothing	出席人數 No. sat	133	152	134	162	192	201	182	182	211	165	128	141
	A%	1.5	1.3	0.7	1.2	0.5	0.5	0.5	0.5	2.4	0.6	0.8	1.4
	C ⁺ %	19.5	15.1	15.7	12.3	12.5	10.9	12.6	8.8	14.2	15.2	5.5	4.3
	E ⁺ %	74.4	71.7	71.6	73.5	69.8	71.1	71.4	72.5	78.7	82.4	75.0	75.2
法文 French	出席人數 No. sat	156	157	137	120	140	155	162	163	189	196	190	196
	A%	10.9	12.1	10.2	31.7	33.6	21.9	22.2	15.3	28.6	17.3	24.7	29.6
	C ⁺ %	42.3	41.4	41.6	64.2	60.0	44.5	41.4	45.4	50.8	42.9	56.3	62.8
	E ⁺ %	73.7	75.2	75.2	82.5	74.3	60.0	68.5	72.4	69.3	76.5	80.5	86.7
地理 Geography	出席人數 No. sat	31 513	32 058	33 712	35 334	36 102	33 993	33 748	32 480	31 757	31 521	31 625	30 728
	A%	1.5	1.4	1.4	1.5	1.4	1.6	1.5	1.9	1.9	2.0	1.8	1.8
	C ⁺ %	15.0	15.2	14.0	16.2	15.8	18.3	17.2	21.8	21.4	23.0	20.0	19.7
	E ⁺ %	58.7	63.2	62.2	67.6	68.2	72.4	74.4	79.0	79.1	78.5	76.7	73.2
政府與公共事務 Government and Public Affairs	出席人數 No. sat	945	1 014	992	1 066	1 168	1 069	1 083	1 030	948	863	789	652
	A%	2.8	2.9	3.1	1.5	2.0	2.3	1.5	1.4	1.4	1.2	1.3	1.7
	C ⁺ %	19.4	18.2	15.8	16.7	15.8	14.7	15.6	14.1	16.4	13.1	13.6	15.5
	E ⁺ %	61.7	58.2	56.0	62.8	62.8	58.9	61.0	59.9	62.3	56.9	55.5	58.6
圖象傳意 Graphical Communication	出席人數 No. sat	–	–	–	–	–	–	971	1 115	1 205	1 570	1 282	1 132
	A%	–	–	–	–	–	–	0.3	0.4	0.1	0.4	0.2	0.4
	C ⁺ %	–	–	–	–	–	–	6.5	4.7	5.3	6.1	5.1	5.2
	E ⁺ %	–	–	–	–	–	–	43.9	41.5	41.7	42.5	44.1	40.6

表 7f : 1996 - 2007 香港中學會考科目成績概覽

全體考生

Table 7f : 1996 - 2007 HKCEE Statistics of candidates' results in individual subjects

All Candidates

科目 Subject		考試年份 Examination Year											
		1996	1997	1998	1999	2000	2001	2002	2003	2004	2005	2006	2007
歷史 History	出席人數 No. sat	20 549	20 528	21 756	22 691	23 253	21 776	21 683	21 289	20 422	20 650	18 369	18 199
	A%	1.4	1.3	1.5	1.6	1.6	1.6	1.8	1.9	2.7	2.4	2.2	1.8
	C ⁺ %	15.7	16.2	16.1	16.4	18.7	17.9	19.1	20.8	25.1	23.4	24.8	23.8
	E ⁺ %	67.0	67.6	68.4	70.4	73.3	72.7	74.8	78.3	78.3	77.7	77.5	76.7
家政(服裝與設計) Home Economics (Dress and Design)	出席人數 No. sat	152	137	150	150	144	147	146	123	170	121	112	91
	A%	0.7	0.7	1.3	0.7	0.7	0.7	1.4	0.8	1.2	0.8	0	1.1
	C ⁺ %	7.9	6.6	5.3	7.3	6.3	6.8	8.2	18.7	18.8	18.2	17.9	12.1
	E ⁺ %	62.5	62.0	60.7	58.7	60.4	63.3	61.0	66.7	57.1	59.5	65.2	59.3
家政(膳食、家居與家庭) Home Economics (Food, Home and Family)	出席人數 No. sat	389	343	294	335	353	410	321	352	314	352	377	395
	A%	0.8	0.6	0.7	0.3	1.1	1.2	1.2	0.9	0.6	0.6	1.1	0.3
	C ⁺ %	15.7	15.7	15.6	14.0	13.6	15.1	15.6	17.0	17.2	14.8	18.0	17.7
	E ⁺ %	69.4	66.8	68.7	67.5	66.0	67.1	64.5	70.2	72.3	71.0	66.0	68.4
綜合人文 Integrated Humanities	出席人數 No. sat	-	-	-	-	-	-	-	-	-	262	777	1 634
	A%	-	-	-	-	-	-	-	-	-	6.1	2.4	3.0
	C ⁺ %	-	-	-	-	-	-	-	-	-	28.6	15.8	16.8
	E ⁺ %	-	-	-	-	-	-	-	-	-	70.6	56.9	59.4
英語文學 Literature in English	出席人數 No. sat	786	730	758	794	822	750	737	849	819	786	808	803
	A%	8.4	6.8	6.3	6.0	6.9	6.7	6.2	6.4	7.2	6.4	5.2	6.1
	C ⁺ %	45.7	43.6	40.0	39.2	40.4	43.1	42.5	39.3	44.3	44.4	41.5	46.0
	E ⁺ %	91.7	89.5	89.4	92.2	93.1	93.2	92.9	91.3	93.7	91.7	91.7	92.9
數學 Mathematics	出席人數 No. sat	90 279	94 492	97 736	102 109	101 882	94 825	92 050	87 621	84 498	84 953	83 041	80 027
	A%	2.7	2.6	2.8	2.6	2.8	3.1	3.0	3.1	3.1	3.1	3.0	3.4
	C ⁺ %	23.2	23.1	23.7	23.8	24.5	26.5	26.2	26.7	29.0	28.0	28.3	28.9
	E ⁺ %	67.6	69.1	69.3	70.7	71.8	74.0	73.9	74.6	74.5	73.5	72.2	73.2
音樂 Music	出席人數 No. sat	180	175	231	205	243	236	242	198	225	288	311	287
	A%	4.4	5.7	4.8	4.9	4.9	5.1	5.8	6.1	6.7	12.2	8.7	11.1
	C ⁺ %	25.0	28.6	30.3	30.7	30.9	30.5	30.6	40.4	31.6	42.0	32.5	39.4
	E ⁺ %	65.6	66.3	68.8	69.8	70.4	70.8	71.1	81.8	68.0	80.9	72.0	76.7
體育 Physical Education	出席人數 No. sat	363	426	516	574	611	495	485	535	540	568	632	615
	A%	1.4	1.4	1.7	1.4	1.0	1.0	1.2	0.4	0.9	0.7	1.7	1.3
	C ⁺ %	12.7	13.4	12.2	11.8	11.3	12.3	15.1	12.9	16.1	13.2	16.0	12.5
	E ⁺ %	52.6	53.1	55.4	57.3	56.5	60.2	61.6	64.3	67.2	59.2	61.9	61.5

表 7f : 1996 - 2007 香港中學會考科目成績概覽
Table 7f : 1996 - 2007 HKCEE Statistics of candidates'

全體考生
All Candidates

results in individual subjects

科目 Subject		考試年份 Examination Year											
		1996	1997	1998	1999	2000	2001	2002	2003	2004	2005	2006	2007
物理 Physics	出席人數 No. sat	34 087	35 410	37 457	39 430	39 738	38 248	36 961	35 778	35 362	34 975	35 574	34 082
	A%	3.7	4.1	3.9	3.8	3.8	3.9	3.9	3.7	3.9	3.9	3.6	4.1
	C ⁺ %	25.0	25.7	25.5	26.5	26.5	27.7	27.2	25.6	25.5	26.7	26.4	28.1
	E ⁺ %	65.3	67.6	68.0	70.3	72.0	73.8	75.1	71.2	70.1	70.7	74.2	75.4
會計學原理 Principles of Accounts	出席人數 No. sat	21 304	23 548	24 244	25 389	24 731	22 573	21 879	20 666	19 637	20 284	20 200	19 823
	A%	1.0	1.0	1.3	1.5	1.4	2.0	1.7	2.0	2.2	2.6	2.5	2.2
	C ⁺ %	9.1	10.4	12.3	12.4	12.7	16.0	15.4	15.6	17.9	20.0	18.8	20.0
	E ⁺ %	46.9	49.1	52.5	55.2	54.8	62.2	62.4	65.1	65.5	65.9	68.1	68.9
普通話 Putonghua	出席人數 No. sat	-	-	-	-	1 794	2 244	2 661	3 544	3 809	4 651	4 654	4 610
	A%	-	-	-	-	2.0	2.4	3.2	2.9	3.6	3.4	3.3	3.3
	C ⁺ %	-	-	-	-	22.8	25.3	29.5	27.7	29.2	25.3	27.3	28.3
	E ⁺ %	-	-	-	-	62.3	70.8	69.7	69.5	69.4	68.4	66.7	67.0
宗教 Religious Studies	出席人數 No. sat	13 048	13 102	13 224	13 297	12 821	12 277	11 623	10 917	10 389	10 076	9 518	8 694
	A%	2.2	1.9	2.1	1.9	1.9	2.1	2.2	2.4	2.9	2.6	2.8	3.5
	C ⁺ %	19.5	17.3	18.9	18.3	20.1	20.5	22.0	21.5	22.3	21.8	22.4	24.5
	E ⁺ %	67.6	64.4	64.6	66.8	69.1	69.2	69.6	69.3	68.8	67.1	68.1	70.0
科學與科技 Science and Technology	出席人數 No. sat	-	-	-	-	-	-	-	-	-	188	370	706
	A%	-	-	-	-	-	-	-	-	-	0.5	0.5	0.3
	C ⁺ %	-	-	-	-	-	-	-	-	-	5.9	8.4	5.5
	E ⁺ %	-	-	-	-	-	-	-	-	-	43.1	51.4	45.9
社會教育 Social Studies	出席人數 No. sat	749	880	942	1 030	1 096	932	888	844	879	749	618	574
	A%	0.7	0.3	0.6	1.8	0.5	0.4	0.8	0.8	0.7	0.9	0.3	0.2
	C ⁺ %	13.0	11.8	12.4	13.0	8.3	8.6	8.1	9.0	8.8	7.7	7.4	7.5
	E ⁺ %	52.9	51.0	49.0	50.4	42.4	46.2	43.5	44.4	48.5	45.8	47.2	49.7
科技概論 Technological Studies	出席人數 No. sat	-	-	-	-	-	-	725	838	726	780	681	512
	A%	-	-	-	-	-	-	0.6	0.2	1.1	0.3	0.3	0.6
	C ⁺ %	-	-	-	-	-	-	5.4	5.1	5.2	3.8	3.4	2.9
	E ⁺ %	-	-	-	-	-	-	41.2	41.9	43.9	42.2	45.2	42.4
旅遊與旅遊業 Travel and Tourism	出席人數 No. sat	1 108	1 694	2 174	2 857	3 302	2 910	2 987	3 288	3 309	4 137	4 415	5 096
	A%	0.2	0.1	0.5	0.3	0.5	0.5	0.3	0.4	0.4	0.5	0.4	0.3
	C ⁺ %	4.8	2.8	4.5	5.3	5.8	6.1	5.0	7.0	6.8	6.3	6.4	6.2
	E ⁺ %	44.9	42.9	42.5	42.0	42.5	46.3	51.2	46.4	47.4	44.9	42.8	42.3

表 7f : 1996 - 2007 香港中學會考科目成績概覽
Table 7f : 1996 - 2007 HKCEE Statistics of candidates' results in individual subjects

全體考生
All Candidates

科目 Subject		考試年份 Examination Year											
		1996	1997	1998	1999	2000	2001	2002	2003	2004	2005	2006	2007
視覺藝術 Visual Arts	出席人數 No. sat	7 919	8 413	8 425	9 439	9 512	9 051	8 866	8 262	8 326	7 134	7 098	6 509
	A%	2.6	2.6	2.6	2.7	3.1	3.1	2.2	3.5	5.2	6.1	6.5	8.2
	C ⁺ %	16.8	16.7	17.4	17.1	17.1	17.1	14.3	17.4	20.5	23.6	24.6	27.0
	E ⁺ %	69.0	69.0	72.0	70.1	70.2	70.2	66.0	69.1	74.0	77.7	80.0	81.1
英文文書處理及商業通訊 Word Processing and Business Communication (English)	出席人數 No. sat	-	-	-	-	-	-	1 685	2 489	2 298	2 613	2 103	1 949
	A%	-	-	-	-	-	-	0.6	0.6	0.5	0.4	0.4	0.4
	C ⁺ %	-	-	-	-	-	-	6.8	9.1	8.4	6.3	7.0	7.4
	E ⁺ %	-	-	-	-	-	-	40.8	46.6	46.7	44.8	55.0	64.4
所有科目 * All Subjects	出席人數 No. sat	656 984	688 095	714 241	747 451	750 493	704 848	688 944	658 150	638 070	639 337	630 961	413 103
	A%	2.2	2.2	2.3	2.3	2.3	2.5	2.4	2.5	2.7	2.7	2.7	3.1
	C ⁺ %	16.4	16.8	17.2	17.3	17.9	19.0	18.9	19.5	20.5	20.7	21.3	24.9
	E ⁺ %	59.8	61.9	62.4	63.9	65.8	67.9	68.8	69.0	69.8	70.3	70.9	73.0

* 2007 年的統計不包括中國語文及英國語文科。

The statistics of Chinese Language and English Language were excluded in the figures of 2007.