

Phone: 3628 8989

Ref: DSE/OP 30

27 October 2025

To: Principals of Participating Schools in HKDSE Music

Dear Principal

**Hong Kong Diploma of Secondary Education Examination (HKDSE) 2026
Music Paper 2 - Submission of Candidates' Ensemble Performance**

Further to our letter dated 14 July 2025 regarding the administrative arrangements for the 2026 HKDSE Music Examination, please be reminded that schools should submit the Ensemble Performance for Paper 2 of the captioned subject between **Tuesday, 11 November and Friday, 14 November 2025**. Each candidate should submit the following items:

- i. Video Recording (Video format: MPEG-4, WMV, and AVI or auto-run CD; CDs in plastic CD box, or USB flash drives. Each candidate is allowed to submit an additional identical copy stored on a separate storage device);
- ii. Music Scores (mark on the scores the parts that the candidate performed);
- iii. Record of Ensemble Performance, oral presentation and sight-singing (*Attachment I*); and
- iv. Paper 2 (Performing I) - Students' Submission Checklist (*Attachment II*).

Please put all these items into an envelope labelled with the envelope cover provided. The envelope should be submitted to the School Examinations and Assessment Division (Address: 12/F, Southorn Centre, 130 Hennessy Road, Wan Chai, Hong Kong) during the above-mentioned period.

In this connection, the following items would be sent to your school by post this week and I should be grateful if you would pass them to the teacher(s) concerned:

- (1) Barcode labels with candidate numbers
- (2) An envelope cover

Please distribute the barcode labels to the candidates separately and remind them to affix the barcode labels onto their portfolio before submission and NOT to write their name or other personal particulars on them. Otherwise, they will receive a mark penalty.

Additionally, please be reminded that the candidates are required to use the same language version chosen at the time of registration for taking all papers of Music subject, including oral presentation in Paper 2.

If you have further enquiries, please contact Ms Iris Yeung at 3628 8989.

Yours faithfully



Bessie Leung (Ms)
Senior Manager, School Examinations and Assessment Division

Hong Kong Diploma of Secondary Education Examination

Music (Paper 2: Performing I) 20

Record of Ensemble Performance, oral presentation and sight-singing

(Applicable to the **2019** Examination and beyond)

(External Assessment)

School Code:

--	--	--	--	--	--

Candidate Number:

--	--	--	--	--	--	--	--	--	--

Candidates have to:

- (i) perform **two or more pieces** in an instrumental or vocal ensemble in contrasting styles in a recital (15%), the duration of which should range from **6 to 12 minutes**, and take part in **an oral presentation lasting for 3 to 5 minutes** to explain their understanding and interpretation of the music performed (3%);
- (ii) **sing at sight a tonal melody of 8 to 12 bars** (2%).

Instrument/Voice performed by the Candidate	Combination of Instrument &/or Voice	Name of the Pieces Performed	Composer	Duration*

Ensemble Performance

Date of Performance (DD/MM/YY):

Function and Venue:

Filename of the Video Recording :

(Note that the video recording of the ensemble performance must be in one shot)

*Candidate Label as shown in the Video:

Oral Presentation

Did the oral presentation conduct on the same date and venue with the ensemble performance? ☐ Yes ☐ No

If the answer to the above question is 'No', please fill in the information below.

Date of Oral Presentation (DD/MM/YY):

Function and Venue:

Filename of the Video Recording :

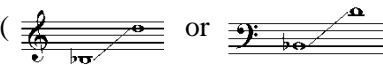
(If the oral presentation is not stored in the same video file of the ensemble performance)

*Candidate Label as shown in the Video:

* Only the candidate that participates in the examination needs to be reported.

Sight-singing

The sight-singing examination should be conducted according to the following procedures:

- Singing a tonal melody of **8 to 12 bars**, which is in simple or compound time **within a range of an octave** and with a **key signature of not more than 3 sharps or 3 flats**. The **highest note is high D and the lowest note is Bb below middle C for melody written in treble clef**. The same range but at an octave lower would apply for melody written in bass clef ().
- No hinting of tempo or pulse for the candidate.
- Only one attempt is allowed for each candidate.

Steps		Suggested statement / <Action>	Steps followed? (✓/✕)
1	Provide the candidate with the melody	<i>'Please sing the melody shown on this page.'</i>	
2	Give instruction to start the exam	<i>'A tonic chord and the first note of the melody will be played to you now.'</i>	
3	Play the tonic chord in block chord form, followed by the first note of the melody	< Playing tonic chord in block chord form and the first note of the melody >	
4	Allow 1-minute for preparation	<i>'You will have 1-minute preparation time.'</i> <Wait for 1-minute>	
5	After a 1-minute preparation, play the tonic chord in block chord form and the first note of the melody again	<i>'The tonic chord and the first note of the melody will be played to you again now.'</i> < Playing tonic chord in block chord form and the first note of the melody >	
6	Instruct the candidate to start singing	<i>'Please begin.'</i>	

Melody that the candidate used in the sight-singing examination:



Report of any irregularities during recording, if any (e.g. the recording of the performance is not in one shot, strings breaking during performance etc.).

Note: Candidate should submit **all** musical scores of the ensemble performances, and **mark clearly on the scores which part s/he performed.**

For school candidate

Hong Kong Diploma of Secondary Education Examination

Music (Paper 2: Performing I)

Declaration Form

School Code:

--	--	--	--	--	--

Candidate Number:

--	--	--	--	--	--	--	--	--	--

Declaration:

We hereby declare that the information provided is complete and correct. The recordings submitted are the candidate's performance and there is no post-processing on any sound or video track. The video recording of the candidate in ensemble performance, oral presentation and sight-singing has been conducted as stipulated in the assessment framework, and the teacher was present throughout the performance.

Signature of Candidate: _____

Name of the teacher present
throughout the performance: _____

Signature of the teacher present
throughout the performance: _____

Name of the responsible school teacher: _____

Signature of the responsible school teacher: _____

Date: _____

School chop

For school candidate

Hong Kong Examinations and Assessment Authority
Hong Kong Diploma of Secondary Education Examination 20

Music (Paper 2: Performing I)

Students' Submission Checklist

(Applicable to the 2019 Examination and beyond)

(To be filled in by teacher)

Candidates have to:

- (i) perform **two or more pieces** in an instrumental or vocal ensemble in contrasting styles in a recital (15%), the duration of which should range from **6 to 12 minutes**, and take part in **an oral presentation lasting for 3 to 5 minutes** to explain their understanding and interpretation of the music performed (3%);
- (ii) **sing at sight a tonal melody of 8 to 12 bars** (2%).

Candidate Number	Video recording of			All Music scores* (✓ / ✕)	Record form (✓ / ✕)	Remark
	Ensemble (✓ / ✕)	Oral Presentation (✓ / ✕)	Sight-singing (✓ / ✕)			

School Code:

--	--	--	--	--

Name of Teacher: _____ Signature of Teacher: _____ Date: _____

* Candidate should mark clearly on the scores the part s/he performed.

學校考生適用

香港中學文憑考試
音樂科（卷二：演奏 I）20

小組合奏或合唱、口頭報告及視唱記錄表

(適用於 **2019** 年及以後考試)

(校外評核)

學校編號：

考生編號：

考生應：

(i) 在一次演出中，合奏或合唱兩首或以上不同風格的樂曲（15%），總時間為 **6-12** 分鐘，並參與口頭報告（3%），闡

釋對 所演奏樂曲的理解和演繹方式，時間為 **3-5** 分鐘；

(ii) 視唱 **8-12** 小節的有調性旋律（2%）。

考生所用樂器/聲部	樂器及/或聲音組合	演出曲目名稱	作曲家	時間*

合奏或合唱

演奏或演唱日期 (日/月/年)：

場合及地點：

錄像檔案名稱：

(注意：合奏或合唱的錄影必須是
一次連續的拍攝)

*考生於視像中的標記：

口頭報告

口頭報告是否與「合奏或合唱」同日及在同一場地進行？ ☐是 ☐否
若以上答案為「否」，請填寫以下資料。

口頭報告日期 (日/月/年)：

場合及地點：

錄像檔案名稱：

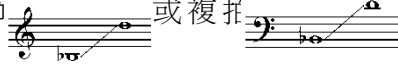

(若口頭報告錄影並非與合奏或合唱
的錄影儲存在同一檔案中)

*考生於視像中的標記：

*只須記錄接受評核的考生。

視唱

視唱考試須按以下程序執行：

- 考生視唱一個八至十二小節或複拍旋律，音域在一個八度以內，調號不超過三個升號或三個降號，最高音為 **D** 及最低音為 **B** （ 或 ）。
- 不應提示考生速度或打拍。
- 考生只可以進行一次測試。

步驟		建議對話／＜執行動作＞	已依步驟？ (✓/×)
1	派發旋律給考生	「請唱出紙張上的旋律。」	
2	提出開始考試的指示	「現在奏出旋律的主和絃及第一個音。」	
3	彈奏旋律的主和絃（以齊奏方式）及第一個音	＜彈奏旋律的主和絃（以齊奏方式）及第一個音＞	
4	提供一分鐘時間作準備	「你有一分鐘時間作準備。」 ＜靜候一分鐘＞	
5	一分鐘準備後，再次彈奏旋律的主和絃（以齊奏方式）及第一個音	「現在再次奏出旋律的主和絃及第一個音。」 ＜奏出旋律的主和絃（以齊奏方式）及第一個音。＞	
6	指示考生開始視唱	「請開始。」	

考生應考的視唱旋律：



在錄影時發生的特殊情況（如錄影不是一次連續的片段、在演奏時斷弦等）。

注意：考生必須呈交所有小組合奏或合唱的樂譜，並須在樂譜上清楚標明其演出的聲部。

學校考生適用

香港中學文憑考試
音樂科（卷二：演奏 I）

考生聲明書

學校編號：

--	--	--	--	--

考生編號：

--	--	--	--	--	--	--	--	--

聲明：

我們聲明所提交的資料是完整和正確。所呈交的錄像是考生的演出，並且沒有進行任何後期影像或聲音處理。考生已根據評核大綱要求進行小組合奏或合唱、口頭報告及視唱考試之錄影，而且教師於整個演出中也在場。

考生簽署：_____

在場教師姓名：_____

在場教師簽署：_____

學校負責教師姓名：_____

學校負責教師簽署：_____

日期：_____

學校蓋章

學校考生適用

香港考試及評核局

香港中學文憑考試 20

音樂 (試卷二：演奏 I)

學生呈交清單表

(適用於 2019 年及以後考試)

(由教師填寫)

考生應：

(i) 在一次演出中，合奏或合唱兩首或以上不同風格的樂曲 (15%)，總時間為 **6-12** 分鐘，並參與口頭報告 (3%)，闡

釋對所演奏樂曲的理解和演繹方式，時間為 **3-5** 分鐘；

(ii) 視唱 **8-12** 小節的有調性旋律 (2%)。

考生編號	錄像片段			所有樂譜* (✓/✗)	記錄表 (✓/✗)	備註
	合奏或合唱 (✓/✗)	口頭報告 (✓/✗)	視唱 (✓/✗)			

學校編號：

--	--	--	--	--

教師姓名：_____

教師簽署：_____

日期：_____

* 考生應在樂譜上清楚標明所演出的聲部。