

**表 6 : 香港高級程度會考歷年報考情況及成績統計**  
**Table 6 : HKALE Entries and results statistics over the years**

香港考試及評核局於一九八零年開始舉辦香港高級程度會考(高考)。早年的統計一般以學校考生及全體考生(包括學校考生及自修生)列出。由一九九六年開始，所有學校考生成績的統計只包括提供正規高級程度會考課程的日校，並由二零零一年開始提供日校首次報考考生的分析。

The Hong Kong Examinations and Assessment Authority started to conduct the Hong Kong Advanced Level Examination (HKALE) in 1980. In the earlier years, the examination statistics were generally published in terms of school candidates and all candidates (including both school and private candidates). With effect from 1996, all analyses of results of school candidates include only candidates from day schools offering a normal HKALE curriculum (day school candidates). Statistics of day school first attempters have been provided since 2001.

表 6a 列出1980-2013年香港高級程度會考學校數目及報考人數(包括學校考生、自修生及全體考生)。

Table 6a shows the number of participating schools and candidate entries (school candidates, private candidates and all candidates) in the HKALE from 1980 to 2013.

表 6b 列出2002-2013年香港高級程度會考日校數目及日校報考人數。

Table 6b shows the number of day schools and the candidate entries from these schools in the HKALE from 2002 to 2013.

表 6c 以直條圖列出2002-2013年香港高級程度會考考生報考人數統計(包括男、女生的分析)。統計表分首次報考日校考生及日校考生列出。

Table 6c shows a bar chart distribution of candidate entries in the HKALE from 2002 to 2013 (male and female statistics are also provided). Separate charts are shown for day school first attempters and day school candidates.

表 6d 列出全體考生在2002-2013年香港高級程度會考各科的成績表現。統計包括每科每年的考生出席人數及考獲A級、C級或以上和E級或以上的百分率。

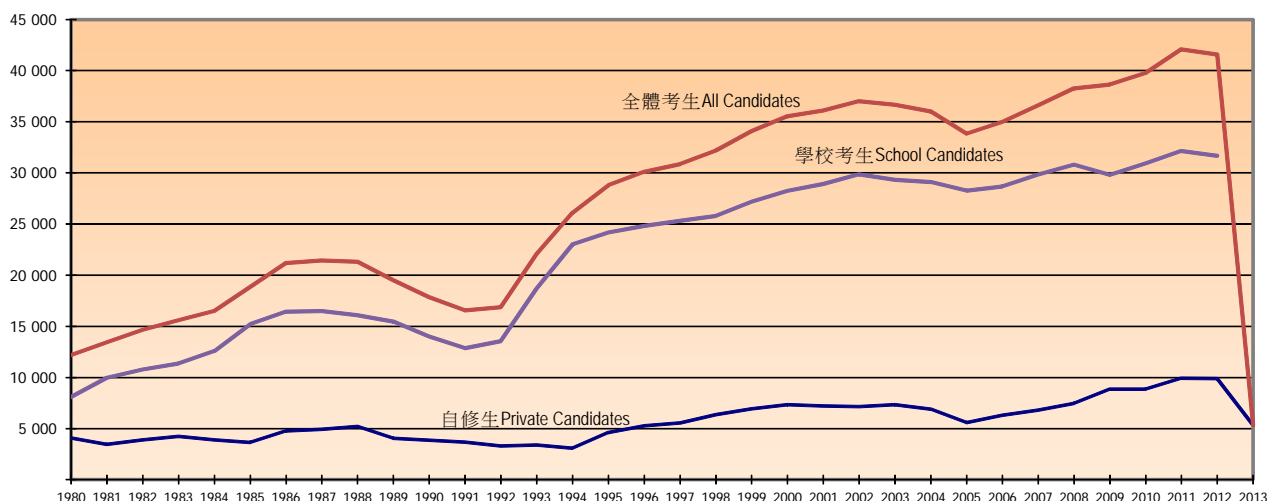
Table 6d shows the performance of all candidates in the HKALE from 2002 to 2013. The statistics include the number of candidates who sat each subject and the percentages awarded grade A, grade C or above and grade E or above.

表 6a : 1980 – 2013 年香港高級程度會考學校數目及報考人數

Table 6a : 1980 – 2013 HKALE Number of participating schools and candidate entries

年份 Year	學校數目(日校及夜校) No. of Schools (day and evening)	學校考生(日校及夜校) School Candidates (day and evening schools)	自修生 Private Candidates	全體考生 All Candidates
1980	135	8 084	4 080	12 164
1981	147	9 969	3 466	13 435
1982	149	10 768	3 892	14 660
1983	157	11 368	4 220	15 588
1984	174	12 596	3 892	16 488
1985	233	15 212	3 632	18 844
1986	263	16 433	4 767	21 200
1987	274	16 503	4 929	21 432
1988	285	16 096	5 219	21 315
1989	295	15 471	4 031	19 502
1990	292	13 977	3 874	17 851
1991	290	12 873	3 672	16 545
1992	287	13 568	3 311	16 879
1993	301	18 684	3 391	22 075
1994	372	22 999	3 089	26 088
1995	385	24 167	4 620	28 787
1996	389	24 814	5 280	30 094
1997	391	25 319	5 544	30 863
1998	403	25 794	6 373	32 167
1999	412	27 148	6 937	34 085
2000	422	28 217	7 332	35 549
2001	435	28 897	7 202	36 099
2002	451	29 862	7 137	36 999
2003	466	29 317	7 343	36 660
2004	468	29 105	6 899	36 004
2005	472	28 261	5 568	33 829
2006	475	28 671	6 306	34 977
2007	475	29 808	6 800	36 608
2008	480	30 802	7 461	38 263
2009	474	29 788	8 859	38 647
2010	478	30 918	8 856	39 774
2011	492	32 135	9 934	42 069
2012	494	31 666	9 906	41 572
2013	-	-	5 322	5 322

報考人數曲線圖 Candidate Entries Graph

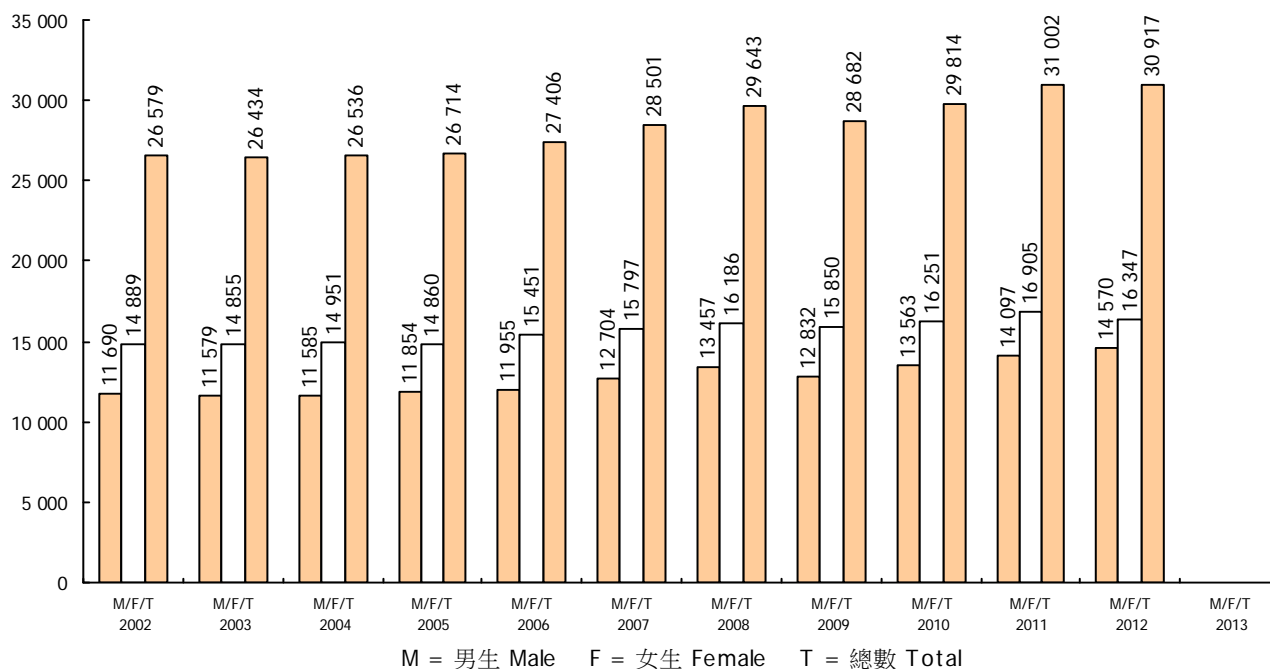


**表 6b : 2002 – 2013 年香港高級程度會考日校數目及報考人數**  
**Table 6b : 2002 – 2013 HKALE Number of day schools and candidate entries**

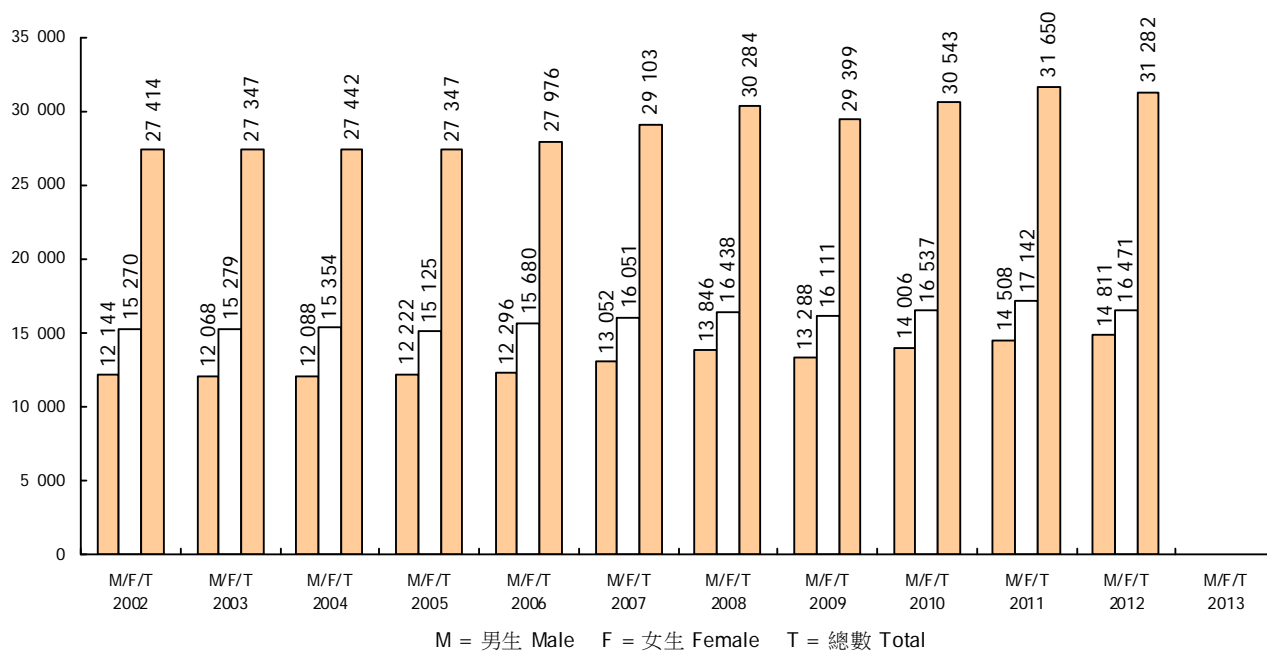
年份 Year	日校數目 No. of Day Schools	日校考生報考人數 Day School Candidates	首次報考日校考生 Day School First Attempters	
			報考人數 Number of candidates	佔日校考生人數百分率 Percentage of day school candidates
2002	405	27 414	26 579	97.0%
2003	418	27 347	26 434	96.7%
2004	423	27 442	26 536	96.7%
2005	437	27 347	26 714	97.7%
2006	448	27 976	27 406	98.0%
2007	452	29 103	28 501	97.9%
2008	459	30 284	29 643	97.9%
2009	460	29 399	28 682	97.6%
2010	472	30 543	29 814	97.6%
2011	473	31 650	31 002	98.0%
2012	471	31 282	30 917	98.8%
2013	-	-	-	-

表 6c : 2002 – 2013 年香港高級程度會考男女考生報考人數統計  
 Table 6c : 2002 – 2013 HKALE Number of male and female candidate entries

首次報考日校考生 Day School First Attempters



日校考生 Day School Candidates



**表 6d : 2002 – 2013 年香港高級程度會考科目成績概覽**  
**Table 6d : 2002 – 2013 HKALE Statistics of candidates' results in individual subjects**

全體考生  
All Candidates

科目 Subject	程度 Level		考試年份 Examination Year											
			2002	2003	2004	2005	2006	2007	2008	2009	2010	2011	2012	2013
應用數學 Applied Mathematics	A	出席人數 No. sat	1 266	1 131	1 073	1 018	1 088	1 052	1 094	1 067	1 016	942	848	39
		A%	6.5	6.1	6.2	6.1	6.0	6.4	6.9	7.4	7.2	7.6	7.8	0
		C*%	34.0	30.6	33.1	30.2	28.8	29.5	28.6	34.0	30.8	32.1	33.8	15.4
		E*%	82.8	82.7	84.1	78.5	83.0	82.8	82.6	84.0	77.5	81.0	83.5	53.8
	AS	出席人數 No. sat	1 480	1 342	1 164	1 040	1 038	1 001	994	996	978	899	930	28
		A%	3.3	2.7	2.3	1.9	1.4	1.9	1.7	1.6	1.5	2.4	3.1	3.6
		C*%	22.2	19.3	15.4	19.1	15.1	15.9	16.3	20.2	17.7	16.2	17.8	10.7
		E*%	69.6	70.6	70.4	72.0	73.5	75.9	71.2	73.7	74.5	68.7	74.3	50.0
生物 Biology	A	出席人數 No. sat	6 787	7 081	7 088	6 913	6 896	7 056	7 504	7 624	7 757	8 252	8 020	206
		A%	2.9	2.6	2.3	2.1	2.5	2.5	2.5	2.4	2.3	2.7	2.9	0.5
		C*%	17.9	17.8	17.0	16.4	17.8	18.2	18.1	18.9	19.5	20.1	19.2	9.2
		E*%	72.8	75.8	74.2	69.7	68.0	69.6	69.1	73.7	73.6	76.5	70.2	54.4
企業概論 Business Studies	A	出席人數 No. sat	2 803	2 864	2 947	2 803	3 094	3 450	3 836	3 875	4 009	4 261	3 886	142
		A%	1.7	1.9	2.4	4.0	3.1	3.3	4.3	3.4	5.2	3.8	5.5	4.2
		C*%	12.7	11.3	13.4	22.3	17.7	17.9	18.6	18.1	21.4	20.1	18.0	17.6
		E*%	60.5	62.8	60.5	69.8	70.6	70.0	64.2	65.1	63.7	61.2	64.2	59.2
化學 Chemistry	A	出席人數 No. sat	11 783	11 789	11 659	10 961	10 920	11 369	11 823	11 764	12 295	12 817	12 369	182
		A%	4.1	3.4	3.3	3.3	3.1	3.1	3.1	3.1	3.1	3.7	4.2	1.6
		C*%	21.4	23.3	22.8	23.4	23.3	23.2	22.9	22.1	23.2	23.8	24.8	14.8
		E*%	77.4	78.5	76.9	77.8	75.4	74.2	73.2	74.3	75.6	75.3	77.5	59.9
	AS	出席人數 No. sat	444	419	330	301	331	310	301	197	184	160	187	1
		A%	3.6	3.6	3.3	3.3	2.7	2.6	3.0	2.5	2.7	1.9	1.6	0
		C*%	20.9	21.2	20.9	18.9	18.4	17.7	18.3	15.2	19.0	17.5	15.0	0
		E*%	69.4	73.5	74.2	72.1	71.3	70.0	70.8	69.5	71.7	70.6	69.0	0
中國歷史 Chinese History	A	出席人數 No. sat	4 732	4 701	4 834	4 607	4 644	4 859	4 853	4 837	4 881	5 044	4 843	88
		A%	2.4	2.9	2.5	2.6	3.1	2.9	3.4	4.1	3.7	4.6	4.3	12.5
		C*%	15.3	17.0	17.3	17.0	18.1	20.5	19.4	25.0	23.5	26.9	28.2	29.5
		E*%	62.3	66.8	66.3	64.6	71.5	73.7	71.1	73.8	72.9	74.9	74.7	65.9
	AS	出席人數 No. sat	790	699	555	568	558	510	518	465	420	393	293	14
		A%	4.6	2.0	4.0	4.0	2.5	4.1	3.1	1.7	1.9	2.0	3.1	0
		C*%	18.6	15.9	21.8	20.6	19.7	26.5	19.9	18.5	17.6	21.6	21.8	14.3
		E*%	71.5	65.8	78.4	69.2	72.9	78.4	67.6	72.9	70.2	71.0	72.4	35.7

**表 6d : 2002 – 2013 年香港高級程度會考科目成績概覽**  
**Table 6d : 2002 – 2013 HKALE Statistics of candidates' results in individual subjects**

全體考生  
All Candidates

科目 Subject	程度 Level		考試年份 Examination Year											
			2002	2003	2004	2005	2006	2007	2008	2009	2010	2011	2012	2013
中國語文 及文化 Chinese Language and Culture	AS	出席人數 No. sat	33 843	33 197	32 432	30 447	31 038	32 131	33 401	33 052	34 281	35 442	34 453	936
		A%	2.3	2.2	1.6	2.5	2.4	2.4	2.0	2.1	2.2	2.1	1.7	0.7
		C*%	17.3	19.3	19.6	21.7	23.3	24.1	23.2	22.9	25.0	25.2	24.9	9.5
		E*%	88.5	90.1	91.8	91.9	92.8	92.7	92.9	92.9	93.9	93.6	94.4	76.7
中國文學 Chinese Literature	A	出席人數 No. sat	3 721	3 719	3 499	3 127	3 478	3 647	3 459	3 387	3 336	3 246	3 067	83
		A%	3.3	3.8	3.6	4.9	4.4	4.7	4.5	4.8	4.5	5.0	5.4	2.4
		C*%	23.0	21.8	21.0	27.8	25.1	26.9	27.5	26.8	27.0	29.4	30.1	18.1
		E*%	72.8	71.9	69.4	79.3	80.6	78.8	82.7	79.9	79.5	80.7	82.8	67.5
電腦應用 Computer Applications	AS	出席人數 No. sat	4 529	4 223	3 982	3 681	3 804	3 317	3 165	2 850	2 625	2 613	2 390	18
		A%	2.2	2.2	1.8	2.3	2.1	2.4	1.7	2.1	2.7	2.4	1.9	5.6
		C*%	15.1	15.5	16.8	17.6	15.8	18.6	16.4	18.8	18.4	17.5	17.1	22.2
		E*%	65.0	64.7	72.5	73.2	70.4	69.5	77.5	79.5	76.2	73.6	75.6	61.1
電腦 Computer Studies	A	出席人數 No. sat	280	243	169	151	120	147	82	93	115	64	68	–
		A%	3.9	2.9	3.0	2.0	3.3	2.7	2.4	4.3	4.3	6.3	7.4	–
		C*%	25.0	24.7	23.7	25.8	26.7	21.8	19.5	29.0	29.6	29.7	30.9	–
		E*%	75.4	74.5	79.9	82.1	82.5	63.3	59.8	81.7	80.9	81.3	82.4	–
設計與科技 Design and Technology	AS	出席人數 No. sat	33	32	16	17	10	–	–	–	–	–	–	–
		A%	3.0	6.3	6.3	5.9	10.0	–	–	–	–	–	–	–
		C*%	12.1	15.6	18.8	17.6	20.0	–	–	–	–	–	–	–
		E*%	48.5	56.3	56.3	58.8	70.0	–	–	–	–	–	–	–
經濟學 Economics	A	出席人數 No. sat	9 961	9 565	9 372	8 607	8 829	9 174	9 444	9 290	9 206	9 842	9 278	146
		A%	3.2	3.1	3.1	3.0	3.4	3.4	4.2	3.8	4.2	3.8	4.3	3.4
		C*%	19.8	18.9	18.8	20.0	19.7	20.4	21.4	21.9	24.7	23.5	26.0	18.5
		E*%	65.9	69.8	68.3	68.4	69.9	69.2	72.8	76.4	76.0	74.2	76.9	58.9
	AS	出席人數 No. sat	325	365	290	309	357	348	343	379	357	336	407	32
		A%	0.9	0.5	2.4	0.6	0	0.3	0.9	0.8	0.6	0	0.7	0
		C*%	5.2	6.3	9.7	12.0	5.0	3.7	6.1	7.4	6.2	6.8	8.8	6.3
		E*%	45.2	48.8	52.4	56.3	43.7	47.4	49.9	53.0	57.7	54.5	66.1	43.8
電子學 Electronics	AS	出席人數 No. sat	157	124	112	109	89	69	29	20	25	27	29	–
		A%	0.6	0.8	0.9	0.9	1.1	1.4	6.9	10.0	4.0	3.7	3.4	–
		C*%	4.5	6.5	6.3	5.5	6.7	7.2	13.8	20.0	20.0	18.5	13.8	–
		E*%	43.9	46.8	41.1	41.3	40.4	43.5	44.8	45.0	48.0	48.1	48.3	–

**表 6d : 2002 – 2013 年香港高級程度會考科目成績概覽**  
**Table 6d : 2002 – 2013 HKALE Statistics of candidates' results in individual subjects**

全體考生  
All Candidates

科目 Subject	程度 Level		考試年份 Examination Year											
			2002	2003	2004	2005	2006	2007	2008	2009	2010	2011	2012	2013
工程科學 Engineering Science	A	出席人數 No. sat	427	406	372	193	104	-	-	-	-	-	-	-
		A%	0.2	0.7	1.3	0.5	1.0	-	-	-	-	-	-	-
		C*%	4.9	6.9	8.3	5.2	6.7	-	-	-	-	-	-	-
		E*%	48.5	48.8	51.3	47.7	49.0	-	-	-	-	-	-	-
倫理 及宗教 Ethics and Religious Studies	AS	出席人數 No. sat	135	141	157	196	207	220	311	573	895	1 076	1 408	83
		A%	3.0	2.8	2.5	2.6	2.9	2.3	2.9	0.5	0.7	0.7	2.5	1.2
		C*%	14.8	17.7	19.7	18.4	21.3	20.5	22.5	13.6	9.9	16.3	21.4	6.0
		E*%	71.1	75.9	73.9	74.5	77.3	77.7	74.3	63.7	77.5	77.0	84.5	69.9
地理 Geography	A	出席人數 No. sat	7 227	7 007	6 725	6 638	6 775	7 331	7 506	7 370	7 673	8 122	7 440	127
		A%	3.5	3.3	3.0	4.0	3.4	4.1	3.5	3.1	3.0	2.8	3.1	1.6
		C*%	22.0	22.5	20.6	24.5	25.7	26.5	24.1	21.9	22.6	23.6	24.7	26.8
		E*%	72.3	73.5	72.6	77.3	79.6	79.0	77.3	75.0	76.4	78.5	75.6	75.6
政府 與公共事務 Government and Public Affairs	A	出席人數 No. sat	205	165	177	183	194	155	179	164	188	250	410	24
		A%	7.8	10.3	7.9	6.6	6.2	4.5	4.5	4.3	4.8	6.0	2.4	0
		C*%	32.7	37.6	30.5	31.1	35.1	33.5	33.5	31.7	25.0	40.0	21.7	8.3
		E*%	82.4	83.6	80.2	77.0	82.5	83.2	81.6	79.3	67.0	80.0	77.1	37.5
	AS	出席人數 No. sat	132	129	145	110	123	95	97	149	190	283	373	23
		A%	9.8	3.9	11.0	8.2	4.9	7.4	1.0	0.7	2.1	4.9	0.3	0
		C*%	35.6	12.4	37.2	31.8	22.0	28.4	21.6	7.4	23.7	31.4	13.1	0
		E*%	81.8	39.5	82.8	71.8	65.0	74.7	77.3	70.5	75.3	88.7	71.8	13.0
歷史 History	A	出席人數 No. sat	2 859	2 959	3 026	3 390	3 702	3 929	4 034	4 039	4 470	4 763	4 807	106
		A%	4.2	4.3	3.3	4.2	6.9	5.5	4.5	5.4	6.5	6.8	4.6	6.6
		C*%	23.4	25.4	23.4	27.8	31.7	36.8	30.3	34.1	35.5	37.0	35.4	29.2
		E*%	75.1	77.4	76.3	77.8	82.7	85.1	83.9	84.8	87.0	86.5	84.5	63.2
歷史 (課程甲) History (Syllabus A)	AS	出席人數 No. sat	1 000	792	646	698	709	647	584	550	497	491	448	12
		A%	3.3	3.0	1.7	2.0	3.4	3.4	3.3	4.7	5.0	2.9	2.9	8.3
		C*%	19.2	19.3	16.6	17.0	20.7	27.7	22.1	36.0	30.8	20.2	26.8	16.7
		E*%	71.8	74.9	75.4	67.2	76.0	80.4	78.4	86.9	84.5	76.0	78.3	41.7
歷史 (課程乙) History (Syllabus B)	AS	出席人數 No. sat	386	383	385	326	271	301	320	241	198	164	138	5
		A%	1.3	2.9	2.3	1.2	2.6	4.7	3.4	0.8	3.0	3.7	0	0
		C*%	15.8	16.7	13.5	19.9	14.8	30.2	21.3	17.4	31.3	33.5	15.2	0
		E*%	67.1	75.2	70.6	73.9	69.4	81.4	80.9	75.5	86.9	86.6	74.6	40.0

**表 6d : 2002 – 2013 年香港高級程度會考科目成績概覽**  
**Table 6d : 2002 – 2013 HKALE Statistics of candidates' results in individual subjects**

全體考生  
All Candidates

科目 Subject	程度 Level		考試年份 Examination Year											
			2002	2003	2004	2005	2006	2007	2008	2009	2010	2011	2012	2013
通識教育 Liberal Studies	AS	出席人數 No. sat	1 375	1 318	1 362	1 444	1 989	2 739	3 190	3 307	3 335	3 106	2 666	58
		A%	4.7	5.7	4.1	5.7	3.3	4.3	3.9	3.5	2.9	2.6	2.2	0
		C*%	27.1	24.7	26.4	24.0	20.6	23.0	19.6	22.1	20.2	21.5	22.0	8.6
		E*%	74.6	78.4	79.9	77.0	76.3	74.0	72.9	72.1	73.4	73.0	70.1	32.8
英語文學 Literature in English	A	出席人數 No. sat	138	158	135	108	129	132	133	123	156	148	133	–
		A%	9.4	10.8	9.6	9.3	10.1	9.8	9.8	10.6	10.9	10.1	9.0	–
		C*%	37.7	41.1	37.8	38.9	44.2	44.7	45.1	43.9	45.5	43.2	41.4	–
		E*%	88.4	88.0	88.1	88.9	91.5	90.2	90.2	89.4	89.7	89.2	88.7	–
	AS	出席人數 No. sat	82	51	46	36	39	51	45	49	58	48	51	–
		A%	3.7	3.9	4.3	5.6	5.1	5.9	15.6	10.2	3.4	4.2	2.0	–
		C*%	13.4	37.3	30.4	25.0	23.1	29.4	33.3	34.7	19.0	33.3	23.5	–
		E*%	73.2	88.2	87.0	91.7	69.2	76.5	64.4	61.2	63.8	72.9	74.5	–
數學 及統計學 Mathematics and Statistics	AS	出席人數 No. sat	6 616	6 680	6 396	5 954	6 496	6 566	6 682	6 598	6 754	6 680	6 451	113
		A%	2.5	2.3	1.9	2.1	2.7	2.8	2.7	2.4	3.0	3.0	2.5	2.7
		C*%	16.7	17.2	16.0	17.1	16.6	18.2	17.5	18.3	18.4	17.8	18.4	21.2
		E*%	70.6	70.0	71.3	68.0	72.3	72.1	71.9	74.8	73.5	74.4	72.0	69.0
音樂 Music	A	出席人數 No. sat	21	19	19	16	16	–	–	–	–	–	–	–
		A%	4.8	5.3	0	6.3	0	–	–	–	–	–	–	–
		C*%	66.7	78.9	73.7	87.5	68.8	–	–	–	–	–	–	–
		E*%	81.0	94.7	100	93.8	93.8	–	–	–	–	–	–	–
	AS	出席人數 No. sat	20	10	14	6	23	–	–	–	–	–	–	–
		A%	5.0	0	7.1	16.7	4.3	–	–	–	–	–	–	–
		C*%	75.0	60.0	71.4	83.3	56.5	–	–	–	–	–	–	–
		E*%	85.0	100	100	100	87.0	–	–	–	–	–	–	–



**表 6d : 2002 – 2013 年香港高級程度會考科目成績概覽**  
**Table 6d : 2002 – 2013 HKALE Statistics of candidates' results in individual subjects**

全體考生  
All Candidates

科目 Subject	程度 Level		考試年份 Examination Year											
			2002	2003	2004	2005	2006	2007	2008	2009	2010	2011	2012	2013
物理 Physics	A	出席人數 No. sat	12 360	11 902	11 388	10 355	10 377	10 840	11 033	11 073	11 548	11 709	11 474	185
		A%	4.2	4.1	3.7	4.0	4.0	3.7	3.5	3.6	3.7	4.2	4.7	3.2
		C*%	23.0	24.4	23.7	23.3	24.5	23.5	23.2	22.7	23.9	24.5	25.5	16.2
		E*%	76.2	77.4	76.5	73.2	73.9	72.1	72.9	74.0	75.7	75.8	77.6	57.3
	AS	出席人數 No. sat	729	511	519	464	473	395	333	273	215	151	146	0
		A%	0.5	0.8	0	0	0	0.3	0.9	1.1	0.9	1.3	1.4	–
		C*%	5.8	4.5	4.4	3.9	1.5	4.3	6.6	9.2	10.7	13.2	11.6	–
		E*%	61.0	54.8	57.8	40.7	40.8	48.1	55.3	62.6	67.0	68.2	69.9	–
會計學原理 Principles of Accounts	A	出席人數 No. sat	4 952	4 832	4 504	4 362	4 577	4 762	5 175	5 259	5 397	5 619	5 131	115
		A%	2.7	2.8	3.2	3.6	3.1	4.1	4.1	4.7	4.1	3.9	5.1	0.9
		C*%	17.2	18.8	18.9	22.4	18.8	22.0	20.5	22.8	22.9	25.0	24.2	14.8
		E*%	61.4	66.8	65.9	71.1	67.2	69.9	69.5	73.7	73.7	74.9	74.6	57.4
心理學 Psychology	A	出席人數 No. sat	518	443	525	506	523	573	587	477	483	527	542	35
		A%	9.7	7.9	7.2	5.9	5.7	5.8	5.5	6.7	6.8	6.6	6.6	11.4
		C*%	32.0	30.2	31.4	31.6	35.2	36.1	35.6	35.6	36.9	34.3	34.9	34.3
		E*%	74.3	74.0	70.3	69.2	73.0	77.0	76.5	74.2	74.7	74.4	73.4	57.1
	AS	出席人數 No. sat	48	85	45	90	74	81	59	72	68	98	93	7
		A%	6.3	16.5	0	1.1	0	6.2	0	5.6	0	4.1	1.1	0
		C*%	25.0	34.1	11.1	14.4	8.1	25.9	1.7	20.8	8.8	21.4	5.4	0
		E*%	66.7	76.5	37.8	63.3	51.4	76.5	57.6	56.9	42.6	64.3	26.9	14.3
純粹數學 Pure Mathematics	A	出席人數 No. sat	8 978	8 529	8 058	7 375	7 462	7 653	7 848	7 748	7 829	7 791	7 513	295
		A%	4.6	4.6	3.9	4.3	4.0	4.6	4.4	3.6	4.3	4.8	4.2	1.7
		C*%	26.1	27.2	25.0	26.5	26.0	25.5	24.1	23.6	25.3	27.9	27.7	19.7
		E*%	78.6	78.2	77.1	79.6	80.8	79.8	75.5	74.1	79.9	78.6	79.9	65.4
英語運用 Use of English	AS	出席人數 No. sat	35 302	34 775	34 158	32 164	33 129	34 527	36 140	36 034	37 232	39 115	38 869	3 898
		A%	0.9	0.7	0.6	0.6	0.6	0.7	0.7	0.7	0.8	0.8	0.8	0.2
		C*%	12.6	12.6	13.1	13.6	13.8	13.3	13.4	13.9	13.4	13.0	13.1	4.2
		E*%	75.1	75.1	75.2	72.8	70.9	70.4	71.0	71.6	70.4	69.7	69.1	48.8

**表 6d : 2002 – 2013 年香港高級程度會考科目成績概覽**  
**Table 6d : 2002 – 2013 HKALE Statistics of candidates' results in individual subjects**

全體考生  
All Candidates

科目 Subject	程度 Level		考試年份 Examination Year											
			2002	2003	2004	2005	2006	2007	2008	2009	2010	2011	2012	2013
視覺藝術 Visual Arts	A	出席人數 No. sat	148	142	133	159	186	228	231	258	273	324	303	16
		A%	2.7	5.6	2.3	8.8	24.7	27.2	14.7	8.5	8.4	8.6	18.2	0
		C+%	41.2	74.6	54.9	63.5	89.8	89.5	80.5	69.4	59.7	52.8	79.5	37.5
		E+%	87.2	94.4	92.5	93.7	98.4	99.1	98.7	97.7	93.4	90.7	99.3	93.8
	AS	出席人數 No. sat	61	43	36	32	45	38	37	16	6	11	16	1
		A%	3.3	7.0	0	6.3	8.9	13.2	5.4	0	0	0	18.8	0
		C+%	23.0	44.2	27.8	31.3	75.6	68.4	59.5	43.8	66.7	9.1	81.3	100
		E+%	72.1	88.4	77.8	78.1	100	94.7	97.3	81.3	100	63.6	100	100
全部科目 All Subjects	A	出席人數 No. sat	79 166	77 655	75 703	71 472	73 114	76 357	78 821	78 448	80 632	83 721	80 132	1 789
		A%	3.7	3.5	3.3	3.6	3.7	3.8	3.8	3.7	3.9	4.1	4.4	3.0
		C+%	21.2	21.9	21.2	22.9	23.1	23.8	22.9	23.3	24.4	25.3	25.8	18.7
		E+%	72.2	74.1	72.8	73.8	74.6	74.4	73.8	75.0	76.0	76.2	76.5	61.4
	AS	出席人數 No. sat	87 487	85 319	82 790	77 992	80 803	83 346	86 549	85 821	88 318	91 093	89 348	5 229
		A%	1.8	1.7	1.3	1.7	1.7	1.8	1.6	1.6	1.7	1.6	1.4	0.4
		C+%	15.4	16.1	16.4	17.6	18.0	18.7	18.0	18.4	18.9	18.8	18.7	5.7
		E+%	78.9	79.6	81.0	79.6	79.3	79.3	79.7	80.3	80.2	79.7	79.6	54.1